



Olympic Hopes - Youth "A" girls

INDIVIDUAL FINAL RESULTS

| Rank | Name | NOC | Birth | Licence | Swim | Fence | CE | Total |
|------|-----------------------|-----|-------|---------|---------------------|---------------------|----------------------|-------|
| 1 | PÉTER Rebeka | HUN | 2000 | W043253 | 303 (2) 2:12,51 | 258 (2) 20V-7D | 470 (7) 13:50,84 | 1031 |
| 2 | GULYÁS Michelle | HUN | 2000 | W042365 | 305 (1) 2:11,72 | 234 (6) 17V-10D | 484 (2) 13:36,02 | 1023 |
| 3 | KRENKOVA Karolina | CZE | 1998 | W041397 | 283 (9) 2:19,00 | 226 (10) 16V-11D | 512 (1) 13:08,59 | 1021 |
| 4 | MITCHELL Georgina | GBR | 2001 | W044438 | 295 (4) 2:15,17 | 274 (1) 22V-5D | 449 (10) 14:11,03 | 1018 |
| 5 | STROBL Anita | HUN | 1998 | W041169 | 285 (7) 2:18,53 | 242 (4) 18V-9D | 477 (4) 13:43,70 | 1004 |
| 6 | CHVALOVSKA Lea | CZE | 1998 | W041116 | 263 (17) 2:25,72 | 258 (2) 20V-7D | 476 (5) 13:44,63 | 997 |
| 7 | TEIXEIRA Maria Migués | POR | 1999 | W040667 | 268 (13) 2:24,14 | 226 (10) 16V-11D | 472 (6) 13:48,72 | 966 |
| 8 | MACHOVA Martina | CZE | 1999 | W041501 | 278 (11) 2:20,99 | 194 (19) 12V-15D | 482 (3) 13:38,92 | 954 |
| 9 | BÁNKI Adél | HUN | 2000 | W043256 | 260 (19) 2:26,88 | 234 (6) 17V-10D | 456 (9) 14:04,21 | 950 |
| 10 | TURBUCZ Anna | HUN | 2000 | W043254 | 262 (18) 2:26,07 | 234 (6) 17V-10D | 448 (11) 14:12,56 | 944 |
| 11 | VARGA Eszter | HUN | 1998 | W040950 | 286 (6) 2:18,31 | 242 (4) 18V-9D | 406 (19) 14:54,75 | 934 |
| 12 | DAVISON Zoe | GBR | 1999 | W041256 | 288 (5) 2:17,49 | 202 (15) 13V-14D | 413 (16) 14:47,26 | 903 |
| 13 | PALOTÁS Júlia | HUN | 1999 | W044867 | 251 (22) 2:29,85 | 218 (12) 15V-12D | 427 (14) 14:33,34 | 896 |
| 14 | MACKOVA Monika | CZE | 1999 | W041467 | 267 (15) 2:24,40 | 162 (25) 8V-19D | 464 (8) 13:56,61 | 893 |
| 15 | SIMON Gréta | HUN | 1999 | W041167 | 254 (20) 2:28,81 | 194 (19) 12V-15D | 442 (12) 14:18,43 | 890 |
| 16 | LICHANCOVA Alica | SVK | 1998 | W041012 | 239 (25) 2:33,90 | 218 (12) 15V-12D | 426 (15) 14:34,97 | 883 |
| 17 | LEBUS Abby | GBR | 2000 | W042131 | 273 (12) 2:22,64 | 202 (15) 13V-14D | 393 (22) 15:07,59 | 868 |
| 18 | BOROS Nóra | HUN | 2001 | W042376 | 267 (16) 2:24,47 | 202 (15) 13V-14D | 388 (23) 15:12,75 | 857 |
| 19 | VOINA Ruslana | UKR | 2001 | W044781 | 228 (27) 2:37,59 | 210 (14) 14V-13D | 396 (20) 15:04,41 | 834 |
| 20 | MIKHADZIUK Natalia | BLR | 1998 | W042647 | 268 (14) 2:24,20 | 170 (23) 9V-18D | 394 (21) 15:06,09 | 832 |
| 21 | CARDOSO Margarida | POR | 2000 | W042660 | 251 (23) 2:29,92 | 170 (23) 9V-18D | 407 (18) 14:53,61 | 828 |
| 22 | NAGY Boglárka | HUN | 2000 | W044866 | 247 (24) 2:31,31 | 234 (6) 17V-10D | 346 (25) 15:54,63 | 827 |
| 23 | HOLYOAKE Abbie | GBR | 2000 | W044426 | 284 (8) 2:18,70 | 106 (28) 1V-26D | 430 (13) 14:30,00 | 820 |
| 24 | HUGHES Katie | GBR | 1999 | W044439 | 295 (3) 2:15,07 | 162 (25) 8V-19D | 359 (24) 15:41,26 | 816 |
| 25 | ELTHAM Gabriella | GBR | 2000 | W044427 | 279 (10) 2:20,40 | 122 (27) 3V-24D | 408 (17) 14:52,19 | 809 |
| 26 | FLINTOFF Jenna | GBR | 2001 | W044425 | 254 (21) 2:28,84 | 186 (21) 11V-16D | 332 (27) 16:08,72 | 772 |
| 27 | KOMENDA Kira | HUN | 2001 | W042372 | 234 (26) 2:35,60 | 178 (22) 10V-17D | 329 (28) 16:11,34 | 741 |
| 28 | VESZPRÉMI Korinna | HUN | 2000 | W041162 | DNS | 202 (15) 13V-14D | 343 (26) 15:57,09 | 545 |

**Olympic Hopes - Youth "A" girls**
TEAM FINAL RESULTS

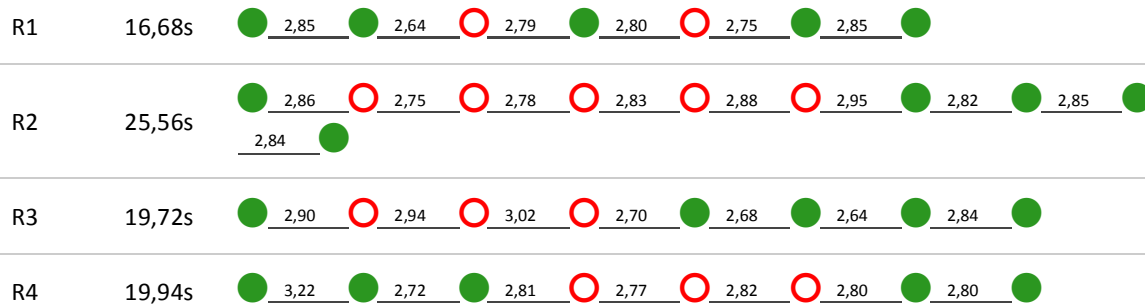
| Rank | Team | Name | Licence | Points | Total |
|------|------|-------------------|---------|--------|-------|
| 1 | HUN | PÉTER Rebeka | W043253 | 1031 | 3058 |
| | | GULYÁS Michelle | W042365 | 1023 | |
| | | STROBL Anita | W041169 | 1004 | |
| 2 | CZE | KRENKOVA Karolina | W041397 | 1021 | 2972 |
| | | CHVALOVSKA Lea | W041116 | 997 | |
| | | MACHOVA Martina | W041501 | 954 | |
| 3 | GBR | MITCHELL Georgina | W044438 | 1018 | 2789 |
| | | DAVISON Zoe | W041256 | 903 | |
| | | LEBUS Abby | W042131 | 868 | |

ORV_TATA


YOUTH "A" GIRL

2016.10.29


1 MITCHELL, Georgina



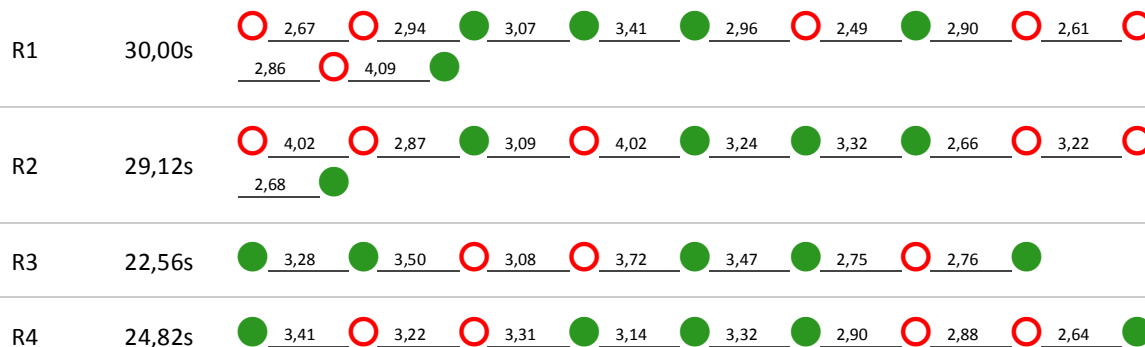
2 PÉTER, Rebeka



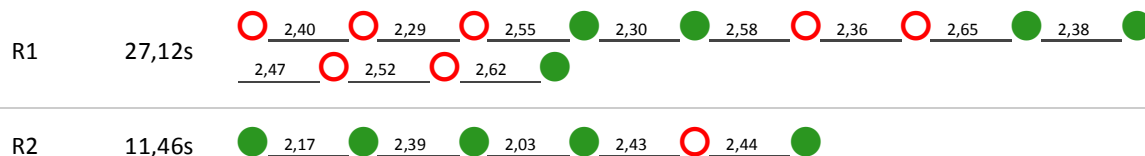
3 GULYÁS, Michelle



4 VARGA, Eszter



5 STROBL, Anita



| | | | | | | | |
|----|--------|--------|--------|--------|--------|--------|----------|
| R3 | 11,60s | ● 2,32 | ○ 2,16 | ● 2,48 | ● 2,38 | ● 2,26 | ● |
| R4 | 13,62s | ● 2,30 | ○ 2,08 | ● 2,28 | ● 2,40 | ● 2,38 | ○ 2,18 ● |

6 CHVALOVSKA, Lea

| | | | | | | | | | |
|----|--------|--------|--------|--------|--------|--------|---------------|---------------|---|
| R1 | 13,12s | ● 2,69 | ● 2,67 | ○ 2,60 | ● 2,53 | ● 2,63 | ● | | |
| R2 | 22,38s | ○ 2,50 | ● 2,68 | ○ 2,52 | ● 2,52 | ○ 2,28 | ○ 2,28 ● 2,54 | ○ 2,50 ● | |
| | | 2,56 ● | | | | | | | |
| R3 | 21,97s | ○ 2,29 | ● 2,45 | ○ 2,42 | ● 2,35 | ○ 2,33 | ● 2,58 | ○ 2,43 ● 2,31 | ○ |
| | | 2,81 ● | | | | | | | |
| R4 | 17,52s | ○ 2,42 | ● 2,30 | ○ 2,53 | ○ 2,63 | ● 2,44 | ● 2,52 | ● 2,68 ● | |

7 KRENKOVA, Karolina

| | | | | | | | |
|----|--------|--------|--------|--------|--------|--------|----------|
| R1 | 12,59s | ○ 2,57 | ● 2,51 | ● 2,27 | ● 2,75 | ● 2,49 | ● |
| R2 | 10,12s | ● 2,77 | ● 2,54 | ● 2,36 | ● 2,45 | ● | |
| R3 | 12,85s | ● 2,77 | ● 2,50 | ● 2,39 | ● 2,42 | ○ 2,77 | ● |
| R4 | 16,00s | ● 2,81 | ● 2,39 | ○ 2,45 | ● 2,61 | ● 2,44 | ○ 3,30 ● |

8 TURBUCZ, Anna

| | | | | | | | | | |
|----|--------|--------|--------|--------|--------|--------|--------|---------------|---|
| R1 | 13,09s | ○ 2,74 | ● 2,70 | ● 2,28 | ● 2,24 | ● 3,13 | ● | | |
| R2 | 21,28s | ○ 2,42 | ○ 2,50 | ● 2,38 | ● 2,48 | ○ 2,40 | ● 2,16 | ○ 2,42 ● 2,38 | ○ |
| | | 2,14 ● | | | | | | | |
| R3 | 12,57s | ○ 2,68 | ● 2,54 | ● 2,54 | ● 2,52 | ● 2,29 | ● | | |
| R4 | 11,36s | ● 2,40 | ● 2,37 | ● 2,11 | ○ 2,18 | ● 2,30 | ● | | |

9 BÁNKI, Adél

| | | | | | | | | | |
|----|--------|--------|--------|--------|--------|--------|--------|--------|----------|
| R1 | 20,40s | ● 2,38 | ● 2,58 | ○ 2,78 | ● 2,42 | ○ 2,50 | ○ 2,67 | ● 2,57 | ○ 2,50 ● |
| R2 | 13,33s | ● 2,88 | ● 2,99 | ○ 2,56 | ● 2,46 | ● 2,44 | ● | | |
| R3 | 18,30s | ● 3,04 | ○ 2,63 | ○ 2,60 | ● 2,52 | ○ 2,50 | ● 2,51 | ● 2,50 | ● |
| R4 | 20,46s | ○ 2,90 | ○ 4,64 | ● 2,46 | ● 2,50 | ● 2,62 | ○ 2,74 | ● 2,60 | ● |

10 TEIXEIRA, Maria Migués

| | | | | | | | |
|----|--------|--------|--------|--------|--------|--------|---|
| R1 | 13,76s | ● 2,34 | ● 2,58 | ● 2,39 | ● 3,01 | ○ 3,44 | ● |
| R2 | 12,96s | ○ 2,70 | ● 2,54 | ● 2,38 | ● 2,62 | ● 2,72 | ● |

| | | | | | | | | | | |
|----|--------|--------|--------|--------|--------|--------|--------|--------|--------|---|
| R3 | 16,90s | ● 2,73 | ● 2,75 | ○ 2,60 | ○ 2,79 | ● 2,81 | ● 3,22 | ● | | |
| R4 | 22,90s | ○ 2,30 | ○ 3,26 | ○ 4,23 | ○ 2,39 | ● 2,56 | ● 2,46 | ● 2,88 | ● 2,82 | ● |

11 DAVISON, Zoe

| | | | | | | | | | | |
|----|--------|--------|--------|--------|--------|--------|--------|--------|--------|---|
| R1 | 16,83s | ● 2,77 | ○ 3,07 | ● 2,50 | ● 2,63 | ○ 3,44 | ● 2,42 | ● | | |
| R2 | 25,18s | ○ 4,08 | ○ 2,56 | ● 3,62 | ○ 2,35 | ● 2,27 | ● 2,82 | ● 2,54 | ○ 2,36 | ○ |
| | | 2,58 | ● | | | | | | | |
| R3 | 9,11s | ● 2,25 | ● 2,46 | ● 2,49 | ● 1,91 | ● | | | | |
| R4 | 16,07s | ● 2,67 | ○ 2,35 | ● 2,21 | ○ 2,37 | ● 2,03 | ○ 2,25 | ● 2,19 | ● | |

12 NAGY, Boglárka

| | | | | | | | | | | |
|----|--------|--------|--------|--------|--------|--------|--------|--------|--------|---|
| R1 | 12,96s | ● 3,04 | ● 2,38 | ● 2,62 | ○ 2,37 | ● 2,55 | ● | | | |
| R2 | 16,08s | ○ 3,13 | ● 2,74 | ○ 2,65 | ● 2,61 | ● 2,56 | ● 2,39 | ● | | |
| R3 | 33,04s | ○ 3,15 | ● 2,20 | ○ 3,31 | ○ 2,87 | ● 3,17 | ○ 2,92 | ● 2,93 | ○ 3,11 | ○ |
| | | 3,20 | ○ 3,20 | ● 2,98 | ● | | | | | |
| R4 | 16,12s | ○ 3,80 | ● 3,28 | ● 2,96 | ● 3,20 | ● 2,88 | ● | | | |

13 LEBUS, Abby

| | | | | | | | | | | |
|----|--------|--------|--------|--------|--------|--------|--------|--------|--------|---|
| R1 | 24,06s | ● 2,72 | ● 2,62 | ○ 2,78 | ○ 2,72 | ○ 2,82 | ● 2,24 | ● 2,20 | ○ 3,16 | ○ |
| | | 2,80 | ● | | | | | | | |
| R2 | 17,97s | ● 2,65 | ● 2,54 | ● 2,36 | ○ 2,78 | ○ 2,74 | ● 2,50 | ○ 2,40 | ● | |
| R3 | 43,90s | ○ 3,84 | ○ 2,84 | ● 2,11 | ○ 2,47 | ● 2,55 | ○ 2,24 | ● 2,31 | ○ 2,33 | ○ |
| | | 2,41 | ○ 2,46 | ○ 2,78 | ○ 2,46 | ○ 2,70 | ○ 2,52 | ○ 2,68 | ● 2,46 | ○ |
| | | 2,74 | ● | | | | | | | |
| R4 | 25,80s | ○ 2,61 | ● 2,25 | ○ 3,00 | ● 2,32 | ○ 2,66 | ● 2,48 | ○ 2,38 | ● 3,08 | ○ |
| | | 2,54 | ○ 2,48 | ● | | | | | | |

14 MACHOVA, Martina

| | | | | | | | | | |
|----|--------|--------|--------|--------|--------|--------|--------|--------|---|
| R1 | 15,80s | ○ 2,52 | ○ 2,38 | ● 2,17 | ● 2,34 | ● 2,20 | ○ 2,11 | ● 2,08 | ● |
| R2 | 16,20s | ○ 2,22 | ● 2,30 | ● 2,40 | ○ 2,46 | ● 2,22 | ○ 2,34 | ● 2,26 | ● |
| R3 | 17,88s | ● 2,28 | ○ 4,68 | ○ 2,20 | ○ 2,20 | ● 2,24 | ● 2,14 | ● 2,14 | ● |
| R4 | 11,42s | ● 2,13 | ● 2,64 | ○ 2,20 | ● 2,14 | ● 2,31 | ● | | |

15 PALOTÁS, Júlia

| | | | | | | | | |
|----|--------|--|--|--|--|--|--|--|
| R1 | 12,01s | | | | | | | |
|----|--------|--|--|--|--|--|--|--|

| | | | | | | | | | | | |
|----|--------|--|--------|--------|--------|--------|--------|--------|--------|--------|---|
| | | | ● 2,55 | ● 2,34 | ○ 2,39 | ● 2,12 | ● 2,61 | ● | | | |
| R2 | 13,32s | | ● 2,44 | ○ 2,23 | ● 2,21 | ● 2,18 | ○ 2,00 | ● 2,26 | ● | | |
| R3 | 21,84s | | ○ 2,36 | ○ 2,28 | ○ 2,18 | ● 2,14 | ● 2,22 | ○ 2,26 | ○ 2,56 | ○ 1,98 | ● |
| | | | 1,82 | ● 2,04 | ● | | | | | | |
| R4 | 27,04s | | ● 2,31 | ● 2,07 | ● 2,04 | ● 2,04 | ○ 2,37 | ○ 2,58 | ○ 2,80 | ○ 2,35 | ○ |
| | | | 2,50 | ○ 1,97 | ○ 2,03 | ○ 1,98 | ● | | | | |

16 BOROS, Nóra

| | | | | | | | | | | | |
|----|--------|--|--------|--------|--------|--------|--------|--------|--------|--------|---|
| R1 | 22,32s | | ○ 2,80 | ○ 2,92 | ○ 3,04 | ● 2,76 | ● 2,78 | ● 2,56 | ○ 2,72 | ● 2,74 | ● |
| R2 | 19,80s | | ● 2,60 | ○ 2,74 | ● 2,92 | ○ 2,78 | ○ 3,18 | ● 2,86 | ● 2,72 | ● | |
| R3 | 16,26s | | ○ 2,85 | ● 2,72 | ○ 2,70 | ● 2,75 | ● 2,61 | ● 2,63 | ● | | |
| R4 | 27,00s | | ○ 3,51 | ○ 2,24 | ● 2,48 | ● 2,51 | ○ 2,31 | ○ 2,79 | ○ 3,31 | ○ 2,86 | ● |
| | | | 2,53 | ● 2,46 | ● | | | | | | |

17 LICHANCOVA, Alica

| | | | | | | | | | | | |
|----|--------|--|--------|--------|--------|--------|--------|--------|--------|--------|---|
| R1 | 28,69s | | ○ 3,31 | ● 3,37 | ○ 3,73 | ● 3,50 | ○ 3,81 | ● 3,45 | ○ 3,66 | ● 3,86 | ● |
| R2 | 44,42s | | ○ 3,72 | ● 3,64 | ● 3,41 | ○ 3,66 | ○ 3,86 | ● 3,45 | ○ 3,37 | ○ 3,63 | ● |
| | | | 4,14 | ○ 3,95 | ○ 4,13 | ○ 3,46 | ● | | | | |
| R3 | 21,70s | | ● 3,30 | ● 3,78 | ○ 3,39 | ○ 3,73 | ● 3,64 | ● 3,86 | ● | | |
| R4 | 16,03s | | ● 3,04 | ● 3,22 | ○ 3,48 | ● 2,93 | ● 3,36 | ● | | | |

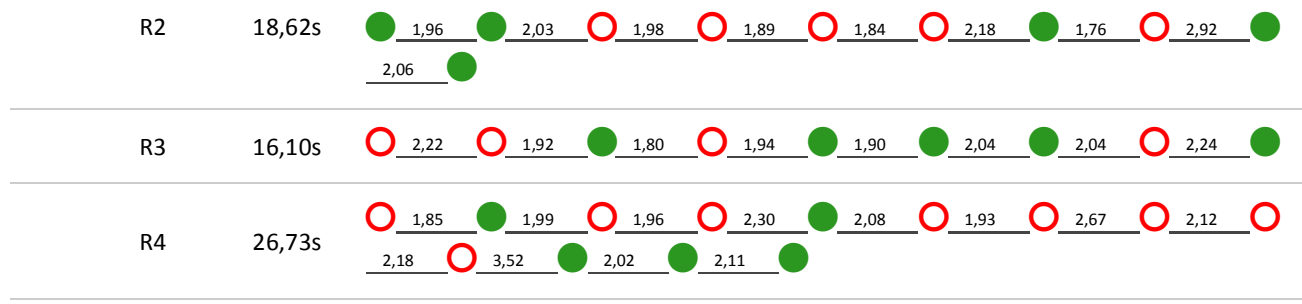
18 HUGHES, Katie

| | | | | | | | | | | | |
|----|--------|--|--------|--------|--------|--------|--------|---------|--------|--------|---|
| R1 | 50,00s | | ● 2,85 | ○ 4,20 | ○ 3,97 | ● 5,42 | ○ 3,72 | ○ 11,60 | ● 4,18 | ● 3,92 | ○ |
| | | | 6,90 | ○ | | | | | | | |
| R2 | 50,00s | | ● 3,57 | ○ 3,23 | ○ 4,00 | ● 6,36 | ○ 3,54 | ● 3,86 | ○ 3,75 | ○ 5,33 | ● |
| | | | 4,40 | ○ 5,44 | ○ 6,48 | ○ | | | | | |
| R3 | 46,35s | | ● 5,93 | ○ 3,31 | ○ 4,82 | ● 3,57 | ● 4,92 | ● 4,34 | ○ 6,40 | ○ 4,49 | ○ |
| | | | 3,83 | ○ 4,74 | ● | | | | | | |
| R4 | 31,98s | | ○ 3,13 | ○ 4,43 | ● 4,07 | ● 3,57 | ○ 3,59 | ○ 4,08 | ● 4,35 | ● 4,76 | ● |

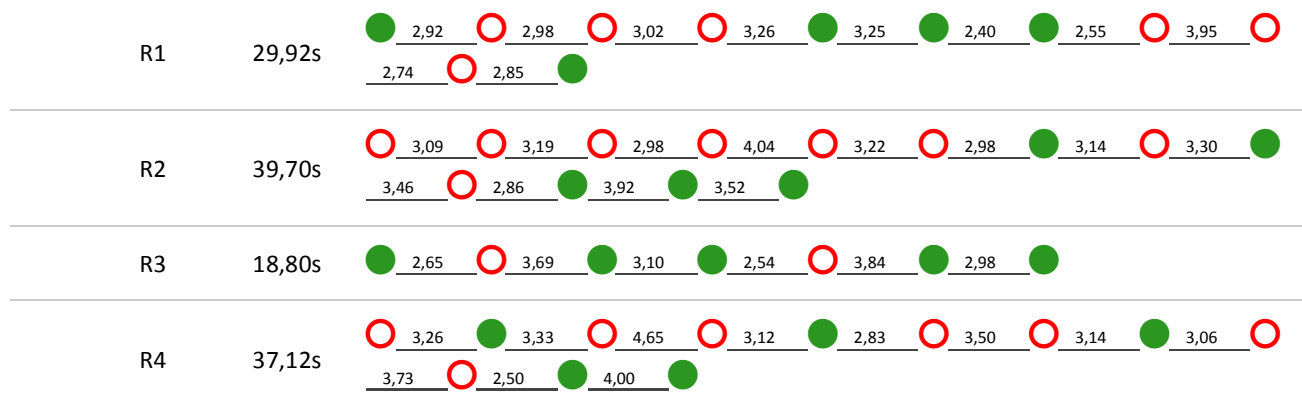
19 SIMON, Gréta

| | | | | | | | | | | | |
|----|--------|--|--------|--------|--------|--------|--------|--------|--------|---|--|
| R1 | 15,32s | | ○ 2,49 | ○ 2,66 | ● 2,73 | ● 2,43 | ● 2,44 | ● 2,57 | ● | | |
| R2 | 17,89s | | ● 2,58 | ● 2,54 | ○ 2,46 | ○ 2,73 | ● 2,33 | ○ 2,68 | ● 2,57 | ● | |
| R3 | 15,10s | | ● 2,50 | ○ 2,56 | ○ 2,46 | ● 2,21 | ● 2,83 | ● 2,54 | ● | | |

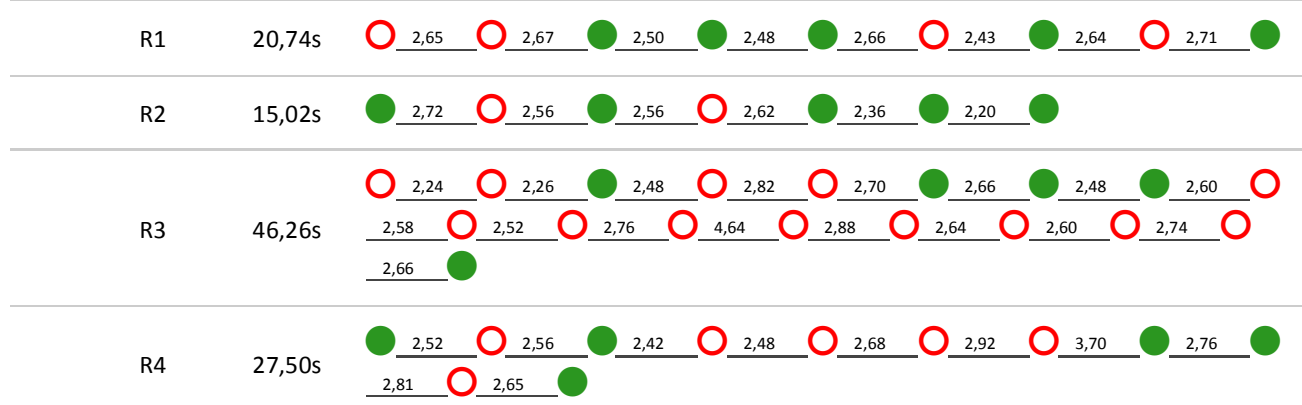
| | | | | | | | | | | | | | | | | | | |
|-------------------------------|--------|--|------|--|------|--|------|--|------|--|------|--|------|--|------|--|------|--|
| R4 | 12,44s | | 2,62 | | 2,34 | | 2,58 | | 2,52 | | 2,38 | | | | | | | |
| 20 FLINTOFF, Jenna | | | | | | | | | | | | | | | | | | |
| R1 | 36,39s | | 3,49 | | 3,54 | | 3,84 | | 3,76 | | 3,28 | | 3,80 | | 3,52 | | 3,71 | |
| | | | 4,37 | | 3,08 | | | | | | | | | | | | | |
| R2 | 32,56s | | 2,82 | | 3,72 | | 2,70 | | 2,81 | | 3,23 | | 2,78 | | 2,88 | | 3,24 | |
| | | | 4,24 | | 4,14 | | | | | | | | | | | | | |
| R3 | 42,71s | | 3,56 | | 3,80 | | 5,09 | | 4,61 | | 4,79 | | 3,66 | | 3,04 | | 4,42 | |
| | | | 3,36 | | 3,38 | | 3,00 | | | | | | | | | | | |
| R4 | 22,50s | | 3,10 | | 2,92 | | 3,00 | | 3,12 | | 3,08 | | 4,12 | | 3,16 | | | |
| 21 VOINNA, Ruslana | | | | | | | | | | | | | | | | | | |
| R1 | 19,52s | | 2,84 | | 2,74 | | 2,70 | | 2,78 | | 2,74 | | 2,66 | | 3,06 | | | |
| R2 | 30,06s | | 2,65 | | 2,93 | | 2,69 | | 3,09 | | 3,74 | | 3,04 | | 2,92 | | 3,07 | |
| | | | 3,03 | | 2,90 | | | | | | | | | | | | | |
| R3 | 19,10s | | 2,49 | | 2,94 | | 2,65 | | 2,55 | | 2,79 | | 2,98 | | 2,70 | | | |
| R4 | 40,62s | | 2,94 | | 2,52 | | 2,73 | | 2,66 | | 3,71 | | 2,63 | | 3,04 | | 3,00 | |
| | | | 3,05 | | 2,47 | | 3,27 | | 2,96 | | 2,82 | | 2,82 | | | | | |
| 22 MIKHADZIUK, Natalia | | | | | | | | | | | | | | | | | | |
| R1 | 21,90s | | 2,67 | | 2,53 | | 2,57 | | 2,53 | | 2,90 | | 2,98 | | 2,54 | | 3,18 | |
| R2 | 16,14s | | 2,60 | | 2,58 | | 2,76 | | 2,86 | | 2,70 | | 2,64 | | | | | |
| R3 | 18,77s | | 2,59 | | 2,60 | | 2,60 | | 2,76 | | 2,69 | | 2,70 | | 2,83 | | | |
| R4 | 17,30s | | 2,80 | | 2,74 | | 2,90 | | 2,70 | | 2,94 | | 3,22 | | | | | |
| 23 MACKOVA, Monika | | | | | | | | | | | | | | | | | | |
| R1 | 10,20s | | 2,12 | | 2,05 | | 1,95 | | 2,15 | | 1,93 | | | | | | | |
| R2 | 11,12s | | 4,70 | | 2,20 | | 2,07 | | 2,15 | | | | | | | | | |
| R3 | 15,54s | | 2,14 | | 2,14 | | 2,48 | | 2,22 | | 1,87 | | 2,09 | | 2,60 | | | |
| R4 | 21,94s | | 2,30 | | 1,98 | | 2,46 | | 1,72 | | 2,64 | | 2,18 | | 2,01 | | 2,21 | |
| | | | 2,06 | | 2,38 | | | | | | | | | | | | | |
| 24 CARDOSO, Margarida | | | | | | | | | | | | | | | | | | |
| R1 | 15,33s | | 1,84 | | 1,84 | | 1,86 | | 2,36 | | 1,84 | | 1,86 | | 1,87 | | 1,86 | |



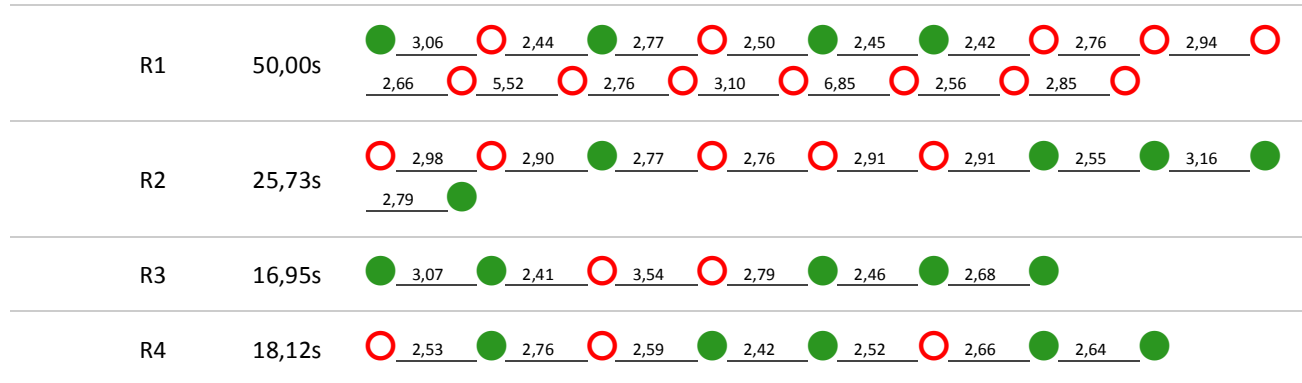
25 KOMENDA, Kíra



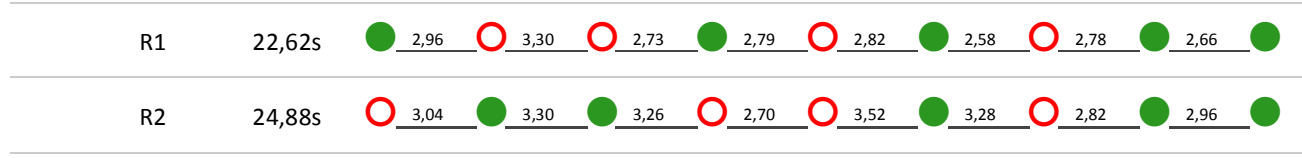
26 ELTHAM, Gabriella



27 HOLYOAKE, Abbie



28 VESZPRÉMI, Korinna



| | | | | | | | | | |
|-----------|-----------------------|------|------|------|------|------|------|------|--|
| R3 | 22,67s | 3,08 | 3,27 | 3,32 | 3,35 | 3,23 | 3,23 | 3,19 | |
| R4 | 21,92s | 3,31 | 3,01 | 3,14 | 3,12 | 3,12 | 3,00 | 3,22 | |
| 29 | Competitor 29, | | | | | | | | |
| 30 | Competitor 30, | | | | | | | | |
| 31 | Competitor 31, | | | | | | | | |
| 32 | Competitor 32, | | | | | | | | |
| 33 | Competitor 33, | | | | | | | | |
| 34 | Competitor 34, | | | | | | | | |
| 35 | Competitor 35, | | | | | | | | |
| 36 | Competitor 36, | | | | | | | | |
| 37 | Competitor 37, | | | | | | | | |
| 38 | Competitor 38, | | | | | | | | |
| 39 | Competitor 39, | | | | | | | | |
| 40 | Competitor 40, | | | | | | | | |

**Olympic Hopes - Youth "A" boys
INDIVIDUAL FINAL RESULTS**

| Rank | Name | NOC | Birth | Licence | Fence | Swim | CE | Total |
|------|-------------------|-----|-------|---------|---------------------|---------------------|----------------------|-------|
| 1 | BŐHM Csaba | HUN | 2000 | M044097 | 215 (13) 17V-15D | 323 (9) 2:05,73 | 605 (1) 11:35,97 | 1143 |
| 2 | GAÁL András | HUN | 1998 | M041173 | 250 (2) 22V-10D | 304 (21) 2:12,28 | 580 (4) 12:00,36 | 1134 |
| 3 | KARDOS Bence | HUN | 1998 | M040948 | 278 (1) 26V-6D | 315 (13) 2:08,51 | 528 (20) 12:52,29 | 1121 |
| 4 | SOPONYAI Dávid | HUN | 2000 | M042367 | 229 (6) 19V-13D | 327 (3) 2:04,60 | 562 (10) 12:18,52 | 1118 |
| 5 | KVASNICA Lukas | CZE | 1999 | M041462 | 215 (13) 17V-15D | 326 (4) 2:04,68 | 574 (7) 12:06,99 | 1115 |
| 6 | BERNÁTH Bálint | HUN | 1998 | M041159 | 229 (6) 19V-13D | 323 (8) 2:05,68 | 557 (13) 12:23,78 | 1109 |
| 7 | HEGEDŰS László | HUN | 1999 | M042074 | 222 (11) 18V-14D | 292 (30) 2:16,10 | 594 (2) 11:46,95 | 1108 |
| 8 | SALGA Gergő | HUN | 1999 | M041363 | 229 (6) 19V-13D | 319 (11) 2:07,04 | 558 (11) 12:22,25 | 1106 |
| 9 | VALIDO Joao | POR | 2000 | M041134 | 250 (2) 22V-10D | 285 (32) 2:18,64 | 570 (8) 12:10,13 | 1105 |
| 10 | VARGA Ádám | HUN | 1998 | M041365 | 229 (6) 19V-13D | 314 (14) 2:08,68 | 555 (14) 12:25,05 | 1098 |
| 11 | KATONA Bálint | HUN | 2000 | M044868 | 229 (6) 19V-13D | 293 (29) 2:15,91 | 555 (15) 12:25,38 | 1077 |
| 12 | KOKHAN Aliaksandr | BLR | 1999 | M044452 | 243 (4) 21V-11D | 307 (20) 2:11,21 | 524 (23) 12:56,47 | 1074 |
| 13 | PATAKI Balázs | HUN | 1998 | M040998 | 236 (5) 20V-12D | 311 (17) 2:09,91 | 524 (24) 12:56,83 | 1071 |
| 14 | BURCSIK Barnabás | HUN | 1999 | M041807 | 201 (20) 15V-17D | 289 (31) 2:17,23 | 577 (6) 12:03,04 | 1067 |
| 15 | VÍGH Zoltán | HUN | 1999 | M041177 | 215 (13) 17V-15D | 324 (6) 2:05,39 | 527 (21) 12:53,78 | 1066 |
| 16 | HORVÁTH Barnabás | HUN | 2001 | M044098 | 173 (31) 11V-21D | 325 (5) 2:05,23 | 564 (9) 12:16,26 | 1062 |
| 17 | BUBLYK Oleksandr | UKR | 2000 | M043030 | 208 (17) 16V-16D | 310 (18) 2:10,02 | 538 (18) 12:42,16 | 1056 |
| 18 | ZEIS Jan | CZE | 1998 | M040973 | 194 (21) 14V-18D | 319 (12) 2:07,29 | 542 (17) 12:38,60 | 1055 |
| 19 | HARBY Kieran | GBR | 2000 | M042120 | 215 (13) 17V-15D | 324 (7) 2:05,51 | 510 (26) 13:10,38 | 1049 |
| 20 | ONAY Okan | GBR | 1998 | M043734 | 187 (23) 13V-19D | 299 (24) 2:13,81 | 558 (12) 12:22,54 | 1044 |
| 21 | COELHO Vasco | POR | 2001 | M042659 | 187 (23) 13V-19D | 275 (33) 2:21,76 | 580 (5) 12:00,38 | 1042 |
| 22 | ILKIV Valentyn | UKR | 2001 | M043920 | 173 (31) 11V-21D | 321 (10) 2:06,50 | 546 (16) 12:34,16 | 1040 |
| 23 | VÁRADI Roland | HUN | 1999 | M040446 | 208 (17) 16V-16D | 298 (25) 2:14,19 | 524 (22) 12:56,13 | 1030 |
| 24 | FABIAO Goncalo | POR | 1999 | M042650 | 180 (27) 12V-20D | 311 (15) 2:09,72 | 537 (19) 12:43,97 | 1028 |
| 25 | HAVAS Krisztofer | HUN | 1999 | M042076 | 222 (11) 18V-14D | 302 (22) 2:12,85 | 499 (29) 13:21,78 | 1023 |
| 26 | ZUBACH Andrii | UKR | 2001 | M043919 | 194 (21) 14V-18D | 301 (23) 2:13,19 | 522 (25) 12:58,46 | 1017 |
| 27 | TAMÁS József | HUN | 2000 | M041181 | 208 (17) 16V-16D | 311 (16) 2:09,84 | 494 (30) 13:26,20 | 1013 |
| 28 | OLIVEIRA Eduardo | POR | 2000 | M042658 | 131 (33) 5V-27D | 294 (28) 2:15,36 | 587 (3) 11:53,94 | 1012 |
| 29 | MORAIS Hugo | POR | 2000 | M042657 | 180 (27) 12V-20D | 327 (2) 2:04,43 | 503 (28) 13:17,23 | 1010 |
| 30 | MÁLITS Péter | HUN | 2000 | M040560 | 180 (27) 12V-20D | 308 (19) 2:10,79 | 505 (27) 13:15,82 | 993 |
| 31 | SWAIN William | GBR | 2000 | M044424 | 180 (27) 12V-20D | 342 (1) 1:59,38 | 450 (32) 14:10,09 | 972 |
| 32 | NACHTIGALL Matyas | CZE | 2000 | M042480 | 187 (23) 13V-19D | 297 (26) 2:14,56 | 467 (31) 13:53,01 | 951 |
| 33 | VIZY Antal | HUN | 1999 | M044869 | 187 (23) 13V-19D | 296 (27) 2:14,71 | 437 (33) 14:23,48 | 920 |

**Olympic Hopes - Youth "A" boys
TEAM FINAL RESULTS**

| Rank | Team | Name | Licence | Points | Total |
|------|------|-------------------|---------|--------|-------|
| 1 | HUN | BŐHM Csaba | M044097 | 1143 | 3398 |
| | | GAÁL András | M041173 | 1134 | |
| | | KARDOS Bence | M040948 | 1121 | |
| 2 | POR | VALIDO Joao | M041134 | 1105 | 3175 |
| | | COELHO Vasco | M042659 | 1042 | |
| | | FABIAO Goncalo | M042650 | 1028 | |
| 3 | CZE | KVASNICA Lukas | M041462 | 1115 | 3121 |
| | | ZEIS Jan | M040973 | 1055 | |
| | | NACHTIGALL Matyas | M042480 | 951 | |
| 4 | UKR | BUBLYK Oleksandr | M043030 | 1056 | 3113 |
| | | ILKIV Valentyn | M043920 | 1040 | |
| | | ZUBACH Andrii | M043919 | 1017 | |
| 5 | GBR | HARBY Kieran | M042120 | 1049 | 3065 |
| | | ONAY Okan | M043734 | 1044 | |
| | | SWAIN William | M044424 | 972 | |

| | | | | | | | | | | |
|----|--------|--------|--------|--------|--------|--------|--------|--------|--------|---|
| R2 | 16,70s | ● 2,10 | ○ 1,84 | ○ 1,92 | ● 2,04 | ● 2,18 | ● 2,16 | ○ 2,22 | ○ 2,24 | ● |
| R3 | 24,68s | ○ 2,17 | ○ 2,10 | ○ 2,15 | ● 2,01 | ○ 2,27 | ● 2,75 | ● 2,10 | ○ 2,33 | ○ |
| | | 2,04 | ● 2,44 | ○ 2,32 | ● | | | | | |
| R4 | 13,83s | ● 2,21 | ○ 2,21 | ● 2,28 | ○ 2,26 | ● 2,37 | ● 2,50 | ● | | |

6 SALGA, Gergo

| | | | | | | | | | | |
|----|--------|--------|--------|--------|--------|--------|--------|--------|--------|---|
| R1 | 14,40s | ● 3,54 | ○ 2,70 | ● 2,52 | ● 2,56 | ● 3,08 | ● | | | |
| R2 | 25,04s | ○ 2,71 | ○ 2,68 | ○ 2,74 | ● 3,81 | ○ 2,53 | ○ 2,68 | ● 2,83 | ● 2,56 | ● |
| | | 2,50 | ● | | | | | | | |
| R3 | 17,14s | ● 2,70 | ● 2,98 | ● 2,98 | ○ 2,98 | ● 2,62 | ○ 2,88 | ● | | |
| R4 | 25,04s | ○ 2,83 | ○ 2,98 | ● 2,93 | ● 3,13 | ○ 2,53 | ○ 2,99 | ● 4,50 | ● 3,15 | ● |

7 PATAKI, Balazs

| | | | | | | | | | | |
|----|--------|--------|--------|--------|--------|--------|--------|--------|--------|---|
| R1 | 15,65s | ○ 2,48 | ○ 2,40 | ○ 2,36 | ● 2,10 | ● 2,01 | ● 2,22 | ● 2,08 | ● | |
| R2 | 9,82s | ● 2,72 | ● 2,51 | ● 2,31 | ● 2,28 | ● | | | | |
| R3 | 15,46s | ○ 2,34 | ● 4,49 | ○ 2,33 | ● 2,22 | ● 2,04 | ● 2,04 | ● | | |
| R4 | 24,14s | ○ 2,18 | ○ 2,25 | ● 2,20 | ○ 2,32 | ● 1,98 | ● 2,26 | ○ 2,10 | ○ 2,13 | ○ |
| | | 2,22 | ● 2,15 | ○ 2,35 | ● | | | | | |

8 VARGA, Adam

| | | | | | | | | | | |
|----|--------|--------|--------|--------|--------|--------|--------|--------|--------|---|
| R1 | 10,92s | ● 2,92 | ● 2,58 | ● 2,60 | ● 2,82 | ● | | | | |
| R2 | 29,92s | ○ 2,58 | ○ 2,52 | ● 2,72 | ○ 2,68 | ● 2,56 | ● 2,48 | ● 2,40 | ○ 2,44 | ○ |
| | | 3,06 | ○ 3,24 | ○ 3,24 | ● | | | | | |
| R3 | 11,22s | ● 2,80 | ● 2,82 | ● 2,82 | ● 2,78 | ● | | | | |
| R4 | 29,84s | ○ 2,99 | ○ 2,45 | ○ 3,22 | ○ 3,11 | ○ 3,53 | ● 2,52 | ○ 2,40 | ● 2,50 | ● |
| | | 2,58 | ● 2,21 | ○ 2,33 | ● | | | | | |

9 KVASNICA, Lukas

| | | | | | | | | | | |
|----|--------|--------|--------|--------|--------|--------|--------|--------|---|--|
| R1 | 14,92s | ● 2,57 | ○ 2,46 | ● 2,41 | ● 2,62 | ● 2,38 | ○ 2,48 | ● | | |
| R2 | 12,52s | ○ 2,63 | ● 2,59 | ● 2,58 | ● 2,36 | ● 2,36 | ● | | | |
| R3 | 11,88s | ● 2,60 | ● 2,45 | ● 2,27 | ● 2,29 | ○ 2,27 | ● | | | |
| R4 | 17,70s | ● 2,49 | ● 2,30 | ● 2,59 | ○ 2,40 | ● 2,37 | ○ 3,31 | ○ 2,24 | ● | |

10 VIGH, Zoltan

| | | | | | | | | | | |
|--|--|--|--|--|--|--|--|--|--|--|
| | | | | | | | | | | |
|--|--|--|--|--|--|--|--|--|--|--|

| | | | | | | | | | | |
|----|--------|--------|--------|--------|--------|--------|--------|--------|--------|---|
| R1 | 14,59s | ● 2,64 | ● 2,44 | ○ 2,56 | ○ 2,28 | ● 2,44 | ● 2,23 | ● | | |
| R2 | 38,05s | ● 2,45 | ○ 2,48 | ○ 2,48 | ● 2,40 | ● 2,37 | ○ 2,24 | ○ 2,42 | ○ 2,24 | ○ |
| | | 2,45 | ○ 1,98 | ○ 2,37 | ○ 2,14 | ○ 3,37 | ● 2,33 | ○ 2,26 | ○ 2,07 | ● |
| R3 | 17,60s | ● 2,58 | ● 2,59 | ○ 2,44 | ○ 2,51 | ● 2,42 | ○ 2,54 | ● 2,52 | ● | |
| R4 | 18,12s | ● 2,52 | ○ 2,58 | ● 2,76 | ● 2,47 | ○ 2,54 | ○ 2,39 | ● 2,86 | ● | |

11 HARBY, Kieran

| | | | | | | | | |
|----|--------|--------|--------|--------|--------|--------|--------|---|
| R1 | 21,08s | ○ 2,94 | ○ 2,81 | ● 4,04 | ● 4,47 | ● 3,71 | ● 3,11 | ● |
| R2 | 16,18s | ● 3,34 | ● 2,98 | ● 2,72 | ○ 4,32 | ● 2,82 | ● | |
| R3 | 19,24s | ● 2,88 | ● 2,80 | ● 3,38 | ○ 3,48 | ○ 3,70 | ● 3,00 | ● |
| R4 | 15,44s | ● 3,53 | ● 2,70 | ○ 3,13 | ● 3,00 | ● 3,08 | ● | |

12 BŐHM, Csaba

| | | | | | | | | | | |
|----|--------|--------|--------|--------|--------|--------|--------|--------|--------|---|
| R1 | 17,43s | ○ 2,06 | ● 2,16 | ○ 1,87 | ● 2,15 | ● 1,95 | ● 2,13 | ○ 2,31 | ○ 2,80 | ● |
| R2 | 8,13s | ● 2,17 | ● 2,14 | ● 2,02 | ● 1,80 | ● | | | | |
| R3 | 10,48s | ● 2,37 | ● 1,95 | ● 1,79 | ○ 2,01 | ● 2,36 | ● | | | |
| R4 | 17,83s | ○ 2,15 | ○ 1,86 | ○ 2,02 | ● 2,21 | ● 2,20 | ● 2,46 | ● 2,69 | ○ 2,24 | ● |

13 VALIDO, Joao

| | | | | | | | | | | |
|----|--------|--------|--------|--------|--------|--------|--------|--------|--------|---|
| R1 | 13,06s | ○ 2,11 | ● 2,17 | ● 2,36 | ● 2,16 | ○ 2,08 | ● 2,18 | ● | | |
| R2 | 8,69s | ● 2,35 | ● 2,33 | ● 2,03 | ● 1,98 | ● | | | | |
| R3 | 17,64s | ● 2,10 | ○ 2,02 | ○ 2,76 | ○ 2,31 | ● 2,21 | ● 2,18 | ● 2,03 | ○ 2,03 | ● |
| R4 | 16,55s | ○ 2,25 | ● 2,30 | ● 2,29 | ○ 2,05 | ● 2,05 | ○ 1,87 | ● 1,64 | ○ 2,10 | ● |

14 HAVAS, Krisztofer

| | | | | | | | | | | |
|----|--------|--------|--------|--------|--------|--------|--------|--------|--------|---|
| R1 | 21,48s | ○ 2,54 | ● 2,29 | ○ 2,44 | ● 2,16 | ○ 2,44 | ● 4,93 | ○ 2,33 | ● 2,35 | ● |
| R2 | 22,35s | ○ 2,59 | ○ 2,62 | ○ 2,57 | ○ 2,67 | ● 2,54 | ● 2,42 | ● 2,18 | ○ 2,48 | ● |
| | | 2,28 | ● | | | | | | | |
| R3 | 17,03s | ● 2,76 | ● 2,34 | ● 2,16 | ● 2,24 | ○ 2,34 | ○ 2,68 | ○ 2,51 | ● | |
| R4 | 26,62s | ○ 2,61 | ○ 2,73 | ○ 2,56 | ● 2,62 | ● 2,44 | ● 2,34 | ○ 2,62 | ● 2,52 | ○ |
| | | 2,95 | ○ 3,23 | ● | | | | | | |

15 SWAIN, William

| | | | | | | | | | |
|--|--|--|--|--|--|--|--|--|--|
| | | | | | | | | | |
|--|--|--|--|--|--|--|--|--|--|

| | | | | | | | | | | |
|----|--------|--------|--------|--------|--------|--------|--------|--------|--------|---|
| R1 | 42,68s | ○ 3,10 | ○ 2,63 | ○ 3,30 | ○ 2,96 | ○ 2,85 | ● 2,69 | ○ 3,20 | ○ 2,85 | ○ |
| | | 3,40 | ○ 6,97 | ● 2,88 | ● 3,20 | ● 2,65 | ● | | | |
| R2 | 48,87s | ○ 2,80 | ● 2,74 | ● 2,60 | ○ 2,60 | ○ 2,78 | ● 2,66 | ○ 2,62 | ● 6,10 | ○ |
| | | 2,90 | ○ 3,04 | ○ 3,22 | ○ 3,02 | ○ 6,00 | ○ 2,84 | ○ 2,95 | ● | |
| R3 | 29,50s | ○ 3,02 | ○ 2,86 | ○ 3,20 | ● 2,80 | ○ 2,76 | ● 2,82 | ● 2,57 | ● 2,93 | ○ |
| | | 2,82 | ○ 3,72 | ● | | | | | | |
| R4 | 44,80s | ○ 3,01 | ○ 3,04 | ○ 3,24 | ○ 3,39 | ○ 7,50 | ○ 2,94 | ● 2,60 | ○ 2,68 | ● |
| | | 5,48 | ● 2,72 | ● 2,66 | ○ 2,84 | ○ 2,70 | ● | | | |

16 KATONA, Bálint

| | | | | | | | | | | |
|----|--------|--------|--------|--------|--------|--------|--------|--------|--------|---|
| R1 | 19,98s | ○ 2,62 | ○ 2,54 | ● 2,54 | ○ 2,50 | ● 2,42 | ● 2,41 | ● 2,49 | ○ 2,46 | ● |
| R2 | 17,12s | ○ 2,56 | ● 2,36 | ● 2,57 | ● 2,49 | ● 2,30 | ○ 2,44 | ○ 2,40 | ● | |
| R3 | 22,66s | ● 2,30 | ○ 2,40 | ○ 2,63 | ● 2,39 | ● 2,31 | ○ 2,56 | ● 2,39 | ○ 2,88 | ○ |
| | | 2,80 | ● | | | | | | | |
| R4 | 15,69s | ● 2,57 | ○ 2,68 | ● 2,66 | ● 2,49 | ○ 2,54 | ● 2,75 | ● | | |

17 TAMÁS, József

| | | | | | | | | | | |
|----|--------|--------|--------|--------|--------|--------|--------|--------|--------|---|
| R1 | 17,27s | ● 2,54 | ● 2,54 | ○ 2,52 | ○ 2,28 | ● 2,44 | ○ 2,60 | ● 2,35 | ● | |
| R2 | 11,53s | ○ 2,43 | ● 2,33 | ● 2,21 | ● 2,26 | ● 2,30 | ● | | | |
| R3 | 22,11s | ● 2,80 | ● 2,36 | ● 2,44 | ● 2,30 | ○ 2,23 | ○ 2,32 | ○ 2,73 | ○ 2,48 | ○ |
| | | 2,45 | ● | | | | | | | |
| R4 | 33,62s | ○ 2,41 | ○ 2,49 | ○ 2,73 | ○ 3,81 | ○ 3,04 | ○ 2,98 | ● 2,60 | ○ 3,68 | ● |
| | | 2,46 | ○ 2,32 | ● 2,61 | ● 2,49 | ● | | | | |

18 BUBLIK, Oleksandr

| | | | | | | | | | | |
|----|--------|--------|--------|--------|--------|--------|--------|--------|--------|---|
| R1 | 22,15s | ● 2,59 | ○ 2,98 | ● 3,06 | ● 2,88 | ○ 2,56 | ○ 2,69 | ● 2,78 | ○ 2,61 | ● |
| R2 | 17,59s | ● 2,71 | ● 2,78 | ● 3,16 | ● 2,84 | ○ 3,50 | ○ 2,60 | ● | | |
| R3 | 18,84s | ○ 2,84 | ● 2,76 | ● 2,71 | ○ 2,49 | ● 2,58 | ○ 2,64 | ● 2,82 | ● | |
| R4 | 13,34s | ○ 2,99 | ● 2,52 | ● 2,65 | ● 2,49 | ● 2,69 | ● | | | |

19 HEGEDUS, László

| | | | | | | | | | | |
|----|--------|--------|--------|--------|--------|--------|--------|--------|--------|---|
| R1 | 13,34s | ○ 2,06 | ● 2,03 | ○ 2,30 | ● 2,13 | ● 2,42 | ● 2,40 | ● | | |
| R2 | 20,50s | ● 2,08 | ○ 2,26 | ○ 2,41 | ○ 4,31 | ● 2,34 | ● 2,42 | ○ 2,30 | ● 2,38 | ● |
| R3 | 16,60s | ○ 2,48 | ● 2,47 | ○ 2,54 | ● 2,22 | ● 4,32 | ● 2,57 | ● | | |

| | | | | | | | | | | |
|-----------|--------------------------|--------|--------|--------|--------|--------|--------|--------|--------|---|
| R4 | 11,53s | ● 2,11 | ● 2,18 | ○ 2,34 | ● 2,22 | ● 2,68 | ● | | | |
| 20 | ZEIS, Jan | | | | | | | | | |
| R1 | 21,92s | ○ 2,74 | ○ 2,56 | ● 2,52 | ● 2,30 | ● 2,34 | ○ 2,30 | ● 2,26 | ○ 2,40 | ○ |
| | | 2,50 | ● | | | | | | | |
| R2 | 24,13s | ● 2,51 | ○ 2,54 | ○ 2,49 | ○ 2,42 | ○ 2,32 | ○ 2,32 | ● 2,36 | ○ 2,45 | ● |
| | | 2,43 | ● 2,29 | ● | | | | | | |
| R3 | 12,24s | ○ 2,56 | ● 2,28 | ● 2,52 | ● 2,48 | ● 2,40 | ● | | | |
| R4 | 14,76s | ● 2,54 | ○ 2,44 | ● 2,36 | ● 2,46 | ○ 2,42 | ● 2,54 | ● | | |
| 21 | MORAIS, Hugo | | | | | | | | | |
| R1 | 26,63s | ○ 2,69 | ○ 2,50 | ● 2,17 | ○ 2,83 | ○ 2,19 | ○ 2,57 | ● 2,21 | ○ 2,51 | ○ |
| | | 2,25 | ● 2,31 | ● 2,40 | ● | | | | | |
| R2 | 34,69s | ○ 3,05 | ○ 2,27 | ● 2,46 | ○ 2,25 | ○ 2,53 | ○ 2,24 | ○ 2,19 | ● 2,35 | ● |
| | | 2,20 | ○ 2,42 | ○ 2,37 | ○ 2,50 | ○ 2,83 | ● 3,03 | ● | | |
| R3 | 25,50s | ○ 2,48 | ● 2,32 | ● 2,34 | ○ 2,36 | ● 2,56 | ○ 3,96 | ○ 2,48 | ○ 2,37 | ○ |
| | | 2,24 | ● 2,39 | ● | | | | | | |
| R4 | 22,40s | ○ 2,36 | ○ 2,40 | ● 2,20 | ○ 2,40 | ● 2,60 | ● 2,50 | ● 2,29 | ○ 3,01 | ○ |
| | | 2,64 | ● | | | | | | | |
| 22 | VÁRADI, Roland | | | | | | | | | |
| R1 | 19,74s | ○ 2,38 | ● 2,32 | ○ 2,26 | ● 2,16 | ● 2,16 | ○ 2,04 | ○ 2,16 | ● 4,26 | ● |
| R2 | 21,90s | ● 2,26 | ○ 2,14 | ○ 2,18 | ○ 2,20 | ● 2,12 | ○ 2,16 | ● 2,20 | ○ 2,28 | ○ |
| | | 2,12 | ● 2,24 | ● | | | | | | |
| R3 | 12,86s | ● 2,27 | ● 2,22 | ○ 2,01 | ● 2,20 | ○ 2,03 | ● 2,13 | ● | | |
| R4 | 32,18s | ● 2,09 | ○ 2,12 | ○ 2,29 | ○ 2,23 | ○ 2,05 | ○ 1,95 | ● 2,12 | ○ 2,24 | ○ |
| | | 2,05 | ○ 2,19 | ○ 2,19 | ○ 2,12 | ● 2,05 | ○ 2,21 | ● 2,28 | ● | |
| 23 | HORVÁTH, Barnabás | | | | | | | | | |
| R1 | 15,34s | ● 2,65 | ● 2,84 | ○ 2,30 | ○ 2,59 | ● 2,44 | ● 2,52 | ● | | |
| R2 | 15,70s | ○ 2,46 | ○ 2,88 | ● 2,57 | ● 2,40 | ● 2,63 | ● 2,76 | ● | | |
| R3 | 23,38s | ○ 2,79 | ○ 2,69 | ● 2,44 | ● 2,27 | ○ 2,47 | ● 2,59 | ○ 2,41 | ● 2,81 | ○ |
| | | 2,91 | ● | | | | | | | |
| R4 | 10,33s | ● 2,73 | ● 2,27 | ● 2,57 | ● 2,76 | ● | | | | |
| 24 | ZUBACH, Andrii | | | | | | | | | |

| | | | | | | | | | | |
|----|--------|------|------|------|------|------|------|------|------|--|
| R1 | 16,58s | 2,20 | 2,36 | 2,20 | 2,35 | 2,42 | 2,49 | 2,56 | | |
| R2 | 22,68s | 3,06 | 2,20 | 2,28 | 2,17 | 2,25 | 2,48 | 2,86 | 2,74 | |
| | | 2,64 | | | | | | | | |
| R3 | 14,07s | 2,53 | 2,30 | 2,20 | 2,36 | 2,44 | 2,24 | | | |
| R4 | 15,84s | 2,12 | 2,26 | 2,20 | 2,61 | 2,39 | 2,26 | 2,00 | | |

25 ILKIV, Valentyn

| | | | | | | | | | | |
|----|--------|------|------|------|------|------|------|------|------|--|
| R1 | 42,48s | 2,41 | 5,40 | 2,53 | 2,37 | 2,60 | 2,62 | 2,72 | 2,61 | |
| | | 2,60 | 2,40 | 2,80 | 2,70 | 3,19 | 2,85 | 2,68 | | |
| R2 | 12,86s | 2,68 | 2,88 | 2,67 | 2,32 | 2,31 | | | | |
| R3 | 23,62s | 3,59 | 2,59 | 2,36 | 2,68 | 2,46 | 2,44 | 2,65 | 2,43 | |
| | | 2,42 | | | | | | | | |
| R4 | 20,86s | 2,48 | 2,87 | 2,55 | 2,42 | 2,79 | 2,59 | 2,66 | 2,50 | |

26 FABIAO, Goncalo

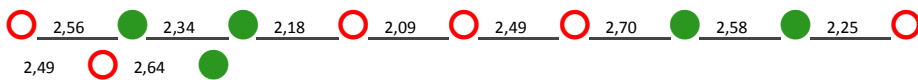
| | | | | | | | | | | |
|----|--------|------|------|------|------|------|------|------|------|--|
| R1 | 17,98s | 2,61 | 2,42 | 2,67 | 2,23 | 2,53 | 2,74 | 2,78 | | |
| R2 | 37,02s | 2,54 | 2,20 | 2,30 | 2,34 | 2,22 | 2,18 | 2,46 | 2,32 | |
| | | 2,24 | 2,50 | 2,56 | 2,44 | 2,60 | 2,62 | 3,50 | | |
| R3 | 27,50s | 2,64 | 2,70 | 2,55 | 2,47 | 2,48 | 2,42 | 2,46 | 2,32 | |
| | | 2,46 | 2,38 | 2,62 | | | | | | |
| R4 | 20,39s | 2,68 | 2,63 | 2,60 | 2,52 | 5,11 | 2,43 | 2,42 | | |

27 BURCSIK, Barnabás

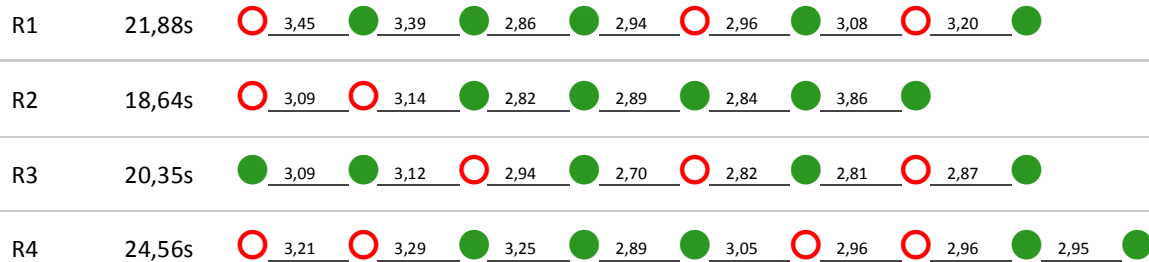
| | | | | | | | | | | |
|----|--------|------|------|------|------|------|------|------|------|--|
| R1 | 10,46s | 2,58 | 2,50 | 2,56 | 2,82 | | | | | |
| R2 | 13,89s | 3,02 | 2,66 | 2,79 | 2,74 | 2,68 | | | | |
| R3 | 21,04s | 2,92 | 2,75 | 3,18 | 2,54 | 2,51 | 2,45 | 2,39 | 2,30 | |
| R4 | 9,96s | 2,68 | 2,64 | 2,14 | 2,50 | | | | | |

28 MÁLITS, Péter

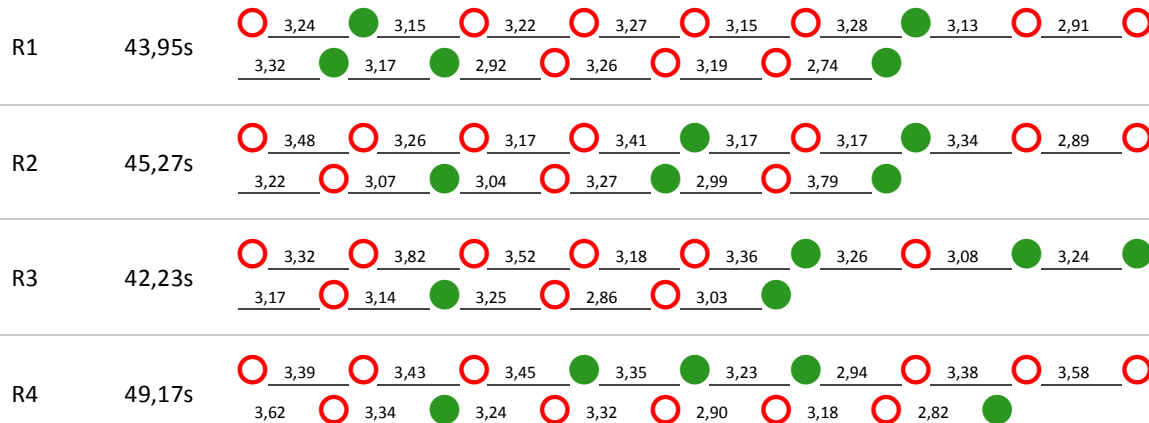
| | | | | | | | | | | |
|----|--------|------|------|------|------|------|------|--|--|--|
| R1 | 10,16s | 2,63 | 2,71 | 2,49 | 2,33 | | | | | |
| R2 | 11,32s | 2,40 | 2,32 | 2,34 | 2,20 | 2,06 | | | | |
| R3 | 14,48s | 2,61 | 2,45 | 2,44 | 2,35 | 2,18 | 2,45 | | | |
| R4 | 24,32s | | | | | | | | | |



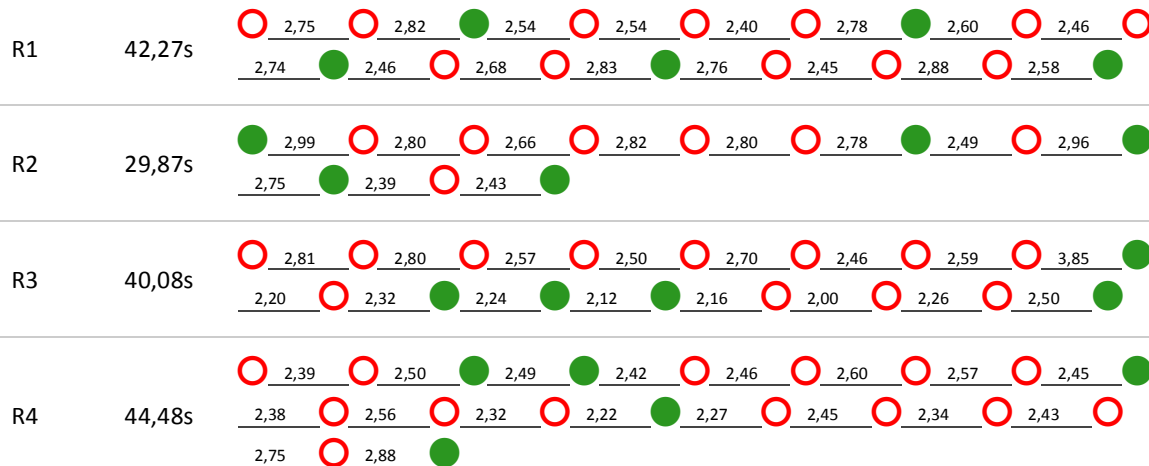
29 ONAY, Okan



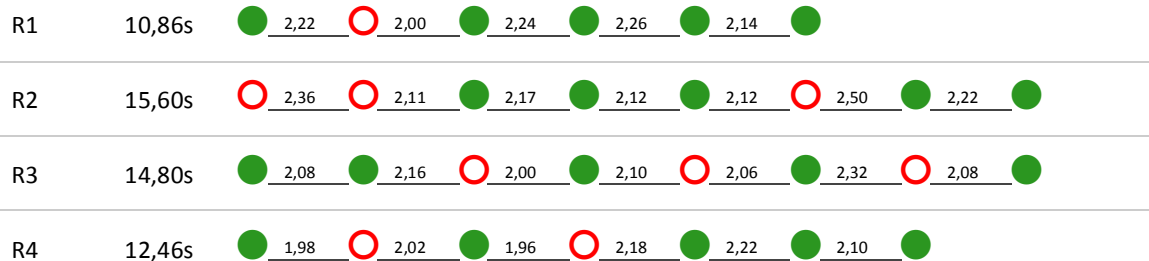
30 NACHTIGALL, Matyas



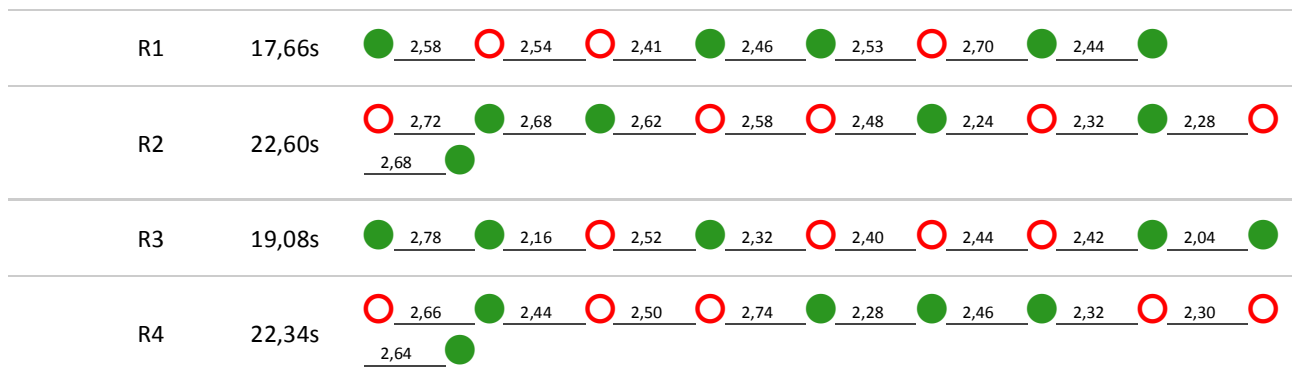
31 VIZY, Antal



32 COELHO, Vasco



33 OLIVEIRA, Eduardo



34 Competitor 34,

35 Competitor 35,

36 Competitor 36,

**Olympic Hopes - Youth "B" girls
INDIVIDUAL FINAL RESULTS**

| Rank | Name | NOC | Birth | Licence | Swim | CE | Total |
|------|-------------------|-----|-------|---------|---------------------|----------------------|-------|
| 1 | CSIZMAZIA Rita | HUN | 2001 | W044870 | 275 (6) 2:21,67 | 547 (1) 09:43,83 | 822 |
| 2 | SZARKA Luca | HUN | 2002 | W044096 | 307 (1) 2:11,22 | 501 (7) 10:29,11 | 808 |
| 3 | KREJCI Katerina | CZE | 2000 | W042192 | 258 (12) 2:27,35 | 542 (2) 09:48,12 | 800 |
| 4 | NOVOTNA Veronika | CZE | 2000 | W042326 | 283 (5) 2:19,04 | 506 (4) 10:24,08 | 789 |
| 5 | MARTINKOVA Marie | CZE | 2000 | W042364 | 268 (7) 2:24,18 | 514 (3) 10:16,43 | 782 |
| 6 | KAISER Luca Hanna | HUN | 2003 | W042374 | 299 (2) 2:13,91 | 479 (10) 10:51,43 | 778 |
| 7 | KOVÁCS Eszter | HUN | 2001 | W044875 | 266 (8) 2:11,64 | 503 (5) 10:27,18 | 769 |
| 8 | DEÁK Melinda Zóra | HUN | 2003 | W042375 | 264 (10) 2:25,55 | 501 (8) 10:29,57 | 765 |
| 9 | KOLESZÁR Zsófia | HUN | 2001 | W044874 | 261 (11) 2:26,55 | 503 (6) 10:27,68 | 764 |
| 10 | ILLÉS Katrin | HUN | 2002 | W043162 | 295 (4) 2:15,26 | 451 (13) 11:19,79 | 746 |
| 11 | DALLOS Lilla | HUN | 2001 | W044871 | 245 (15) 2:31,85 | 492 (9) 10:38,86 | 737 |
| 12 | TOMANOVA Katerina | CZE | 2001 | W042479 | 266 (9) 2:24,76 | 465 (11) 11:05,33 | 731 |
| 13 | BALOGH Orsolya | HUN | 2001 | W043208 | 254 (14) 2:28,72 | 444 (14) 11:26,06 | 698 |
| 14 | WITTMANN Gréta | HUN | 2002 | W044876 | 297 (3) 2:14,36 | 400 (17) 12:10,38 | 697 |
| 15 | KOMÁROMI Panna | HUN | 2001 | W044873 | 225 (17) 2:38,62 | 461 (12) 11:09,83 | 686 |
| 16 | KLUNNIKOVA Olha | UKR | 2002 | W044783 | 241 (16) 2:33,03 | 439 (15) 11:31,36 | 680 |
| 17 | DORN Júlia | HUN | 2001 | W044872 | 256 (13) 2:28,08 | 412 (16) 11:58,28 | 668 |

**Olympic Hopes - Youth "B" girls**
TEAM FINAL RESULTS

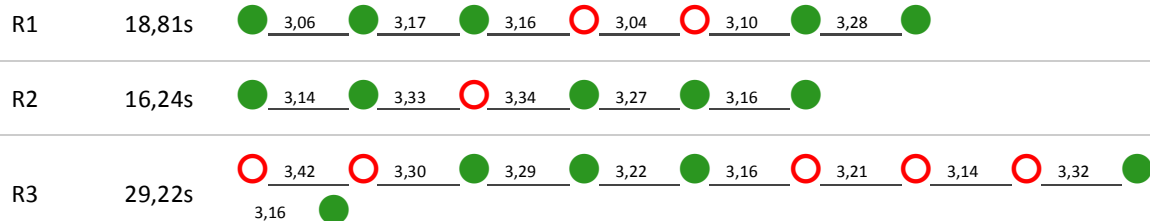
| Rank | Team | Name | Licence | Points | Total |
|------|-------|-------------------|---------|--------|-------|
| 1 | HUN A | CSIZMAZIA Rita | W044870 | 822 | 2408 |
| | | SZARKA Luca | W044096 | 808 | |
| | | KAISER Luca Hanna | W042374 | 778 | |
| 2 | CZE | KREJCI Katerina | W042192 | 800 | 2371 |
| | | NOVOTNA Veronika | W042326 | 789 | |
| | | MARTINKOVA Marie | W042364 | 782 | |
| 3 | HUN B | KOVÁCS Eszter | W044875 | 769 | 2298 |
| | | DEÁK Melinda Zóra | W042375 | 765 | |
| | | KOLESZÁR Zsófia | W044874 | 764 | |

ORV_TATA

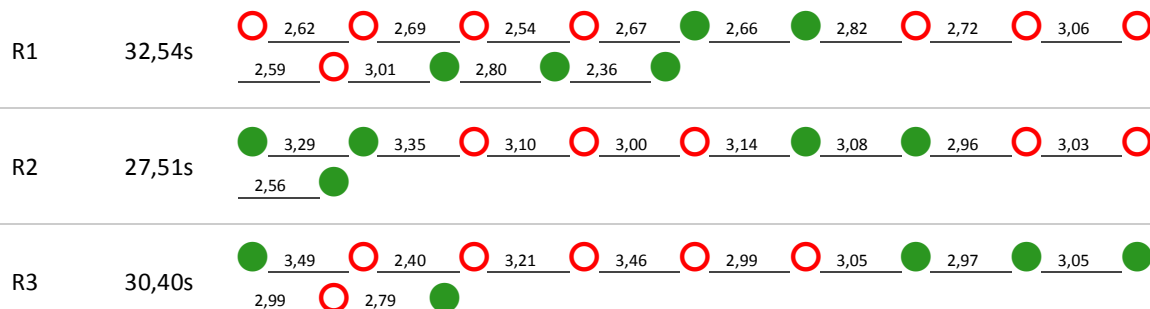
YOUTH "B" GIRL

2016.10.29

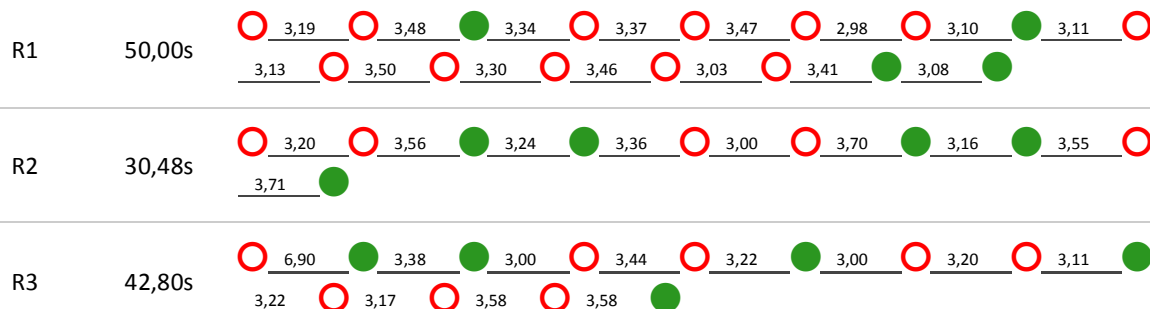
1 SZARKA, Luca



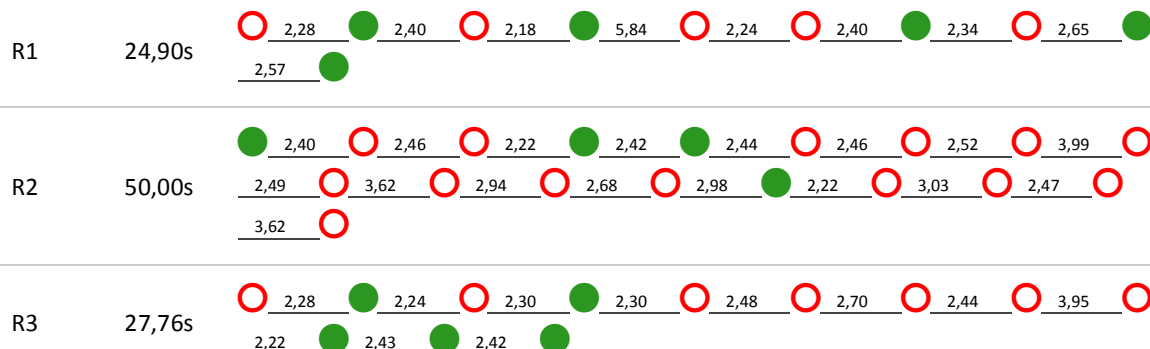
2 KAISER, Luca Hanna



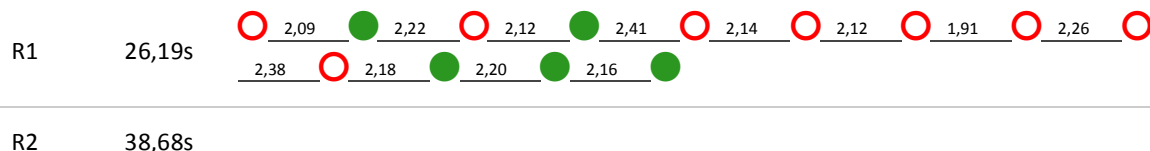
3 WITTMANN, Gréta



4 ILLÉS, Katrin



5 NOVOTNA, Veronika



| | | | | | | | | | | | |
|-----------|--------|---------------------------|--------|--------|--------|--------|---------|--------|--------|--------|---|
| | | | ○ 2,24 | ○ 2,16 | ○ 2,51 | ○ 2,17 | ○ 2,18 | ○ 2,18 | ○ 2,08 | ● 2,26 | ○ |
| | | | 2,16 | ○ 2,19 | ○ 2,32 | ● 2,89 | ○ 2,24 | ○ 2,29 | ● 2,20 | ● 2,06 | ○ |
| | | | 2,55 | ● | | | | | | | |
| R3 | 38,58s | | ○ 2,09 | ○ 2,17 | ○ 2,37 | ○ 2,28 | ○ 2,42 | ○ 2,36 | ● 2,28 | ● 2,18 | ○ |
| | | | 2,24 | ○ 2,34 | ○ 2,27 | ○ 2,17 | ○ 2,36 | ● 2,29 | ○ 2,07 | ● 2,27 | ○ |
| | | | 2,42 | ● | | | | | | | |
| 6 | | CSIZMAZIA, Rita | | | | | | | | | |
| R1 | 10,78s | | ● 2,60 | ● 2,64 | ● 2,88 | ● 2,66 | ● | | | | |
| R2 | 10,80s | | ● 2,60 | ● 2,82 | ● 2,74 | ● 2,64 | ● | | | | |
| R3 | 13,67s | | ● 2,63 | ○ 2,78 | ● 2,94 | ● 2,66 | ● 2,66 | ● | | | |
| 7 | | MARTINKOVA, Marie | | | | | | | | | |
| R1 | 14,53s | | ○ 2,36 | ● 2,22 | ● 2,55 | ● 2,40 | ● 2,40 | ○ 2,60 | ● | | |
| R2 | 22,18s | | ○ 2,25 | ○ 2,48 | ○ 2,66 | ● 2,45 | ● 2,38 | ○ 2,63 | ○ 2,61 | ● 2,38 | ● |
| | | | 2,34 | ● | | | | | | | |
| R3 | 20,84s | | ● 2,56 | ○ 2,54 | ○ 3,10 | ○ 2,56 | ● 2,56 | ○ 2,54 | ● 2,56 | ● 2,42 | ● |
| 8 | | KOVÁCS, Eszter | | | | | | | | | |
| R1 | 13,54s | | ● 2,32 | ● 2,22 | ○ 2,24 | ● 2,40 | ○ 2,16 | ● 2,20 | ● | | |
| R2 | 14,17s | | ○ 2,31 | ● 2,41 | ● 2,18 | ● 2,48 | ○ 2,28 | ● 2,51 | ● | | |
| R3 | 36,98s | | ○ 2,41 | ● 2,73 | ● 2,72 | ○ 2,54 | ● 2,62 | ● 2,50 | ○ 2,31 | ○ 2,44 | ○ |
| | | | 5,55 | ○ 4,36 | ○ 3,66 | ○ 3,14 | ● | | | | |
| 9 | | TOMANOVA, Katerina | | | | | | | | | |
| R1 | 50,00s | | ● 1,94 | ● 4,46 | ● 4,54 | ○ 2,46 | ● 22,94 | ○ | | | |
| R2 | 30,68s | | ○ 6,66 | ○ 2,05 | ○ 2,06 | ○ 2,01 | ○ 2,26 | ● 1,91 | ● 1,94 | ○ 2,04 | ● |
| | | | 1,92 | ● 1,98 | ○ 1,82 | ○ 2,03 | ○ 2,00 | ● | | | |
| R3 | 15,41s | | ○ 1,98 | ○ 1,95 | ○ 1,98 | ● 1,90 | ○ 1,94 | ● 1,88 | ● 1,85 | ● 1,93 | ● |
| 10 | | DEÁK, Melinda | | | | | | | | | |
| R1 | 14,23s | | ○ 2,45 | ● 2,32 | ● 2,70 | ● 2,25 | ● 2,33 | ○ 2,18 | ● | | |
| R2 | 25,72s | | ○ 2,34 | ○ 2,28 | ○ 2,26 | ● 2,44 | ○ 2,20 | ● 2,28 | ○ 2,46 | ○ 2,77 | ● |
| | | | 2,29 | ● 2,10 | ○ 2,30 | ● | | | | | |
| R3 | 10,80s | | ○ 2,22 | ● 2,09 | ● 2,13 | ● 2,28 | ● 2,08 | ● | | | |

| | | | |
|-----------|------------------------|--|------|
| 17 | KOMÁROMI, Panna | | |
| R1 | 19,62s | 2,42 2,01 2,02 2,16 2,09 2,05 2,47 2,16 | 2,24 |
| R2 | 17,03s | 2,08 1,88 2,08 2,00 2,12 2,18 2,27 2,42 | |
| R3 | 16,47s | 2,02 1,50 2,30 2,12 1,95 2,31 2,13 2,14 | |
| 18 | Competitor 18, | | |
| 19 | Competitor 19, | | |
| 20 | Competitor 20, | | |
| 21 | Competitor 21, | | |
| 22 | Competitor 22, | | |
| 23 | Competitor 23, | | |
| 24 | Competitor 24, | | |
| 25 | Competitor 25, | | |
| 26 | Competitor 26, | | |
| 27 | Competitor 27, | | |
| 28 | Competitor 28, | | |
| 29 | Competitor 29, | | |
| 30 | Competitor 30, | | |
| 31 | Competitor 31, | | |
| 32 | Competitor 32, | | |
| 33 | Competitor 33, | | |
| 34 | Competitor 34, | | |
| 35 | Competitor 35, | | |
| 36 | Competitor 36, | | |
| 37 | Competitor 37, | | |
| 38 | Competitor 38, | | |
| 39 | Competitor 39, | | |
| 40 | Competitor 40, | | |

**Olympic Hopes - Youth "B" boys
INDIVIDUAL FINAL RESULTS**

| Rank | Name | NOC | Birth | Licence | Swim | CE | Total |
|------|---------------------|-----|-------|---------|---------------------|----------------------|-------|
| 1 | PAJTL Matej | CZE | 2002 | M043983 | 285 (12) 2:18,65 | 606 (1) 08:44,66 | 891 |
| 2 | HOUSKA Filip | CZE | 2001 | M043810 | 294 (4) 2:15,37 | 592 (3) 08:58,26 | 886 |
| 3 | TUMA Matous | CZE | 2001 | M043814 | 279 (16) 2:20,65 | 606 (2) 08:44,81 | 885 |
| 4 | KOVALCHUK Yuriy | UKR | 2002 | M044784 | 294 (5) 2:15,39 | 581 (5) 09:09,59 | 875 |
| 5 | VICZIÁN Bence | HUN | 2001 | M044893 | 284 (13) 2:18,72 | 590 (4) 09:00,81 | 874 |
| 6 | GYURKA Márk Manó | HUN | 2001 | M044882 | 292 (7) 2:16,29 | 581 (6) 09:09,84 | 873 |
| 7 | GÁBOR Gergely | HUN | 2001 | M044880 | 297 (2) 2:14,44 | 566 (8) 09:24,24 | 863 |
| 8 | KATONA Bence | HUN | 2002 | M044884 | 297 (3) 2:14,63 | 558 (11) 09:32,16 | 855 |
| 9 | VÁLIK Ferenc | HUN | 2000 | M042077 | 287 (11) 2:17,87 | 565 (9) 09:25,36 | 852 |
| 10 | SZENTPRÓNAI Dominik | HUN | 2002 | M044892 | 274 (17) 2:22,09 | 576 (7) 09:14,37 | 850 |
| 11 | AL REYAHY Sami | CZE | 2001 | M043981 | 322 (1) 2:06,18 | 523 (19) 10:07,09 | 845 |
| 12 | BÁRÁNY Péter András | HUN | 2001 | M044878 | 283 (14) 2:19,14 | 554 (13) 09:36,26 | 837 |
| 13 | POLYIK Márton | HUN | 2002 | M044889 | 260 (21) 2:26,87 | 564 (10) 09:26,47 | 824 |
| 14 | KOLESZÁR Mihály | HUN | 2002 | M044883 | 266 (19) 2:24,78 | 555 (12) 09:35,85 | 821 |
| 15 | KAISER Ákos István | HUN | 2002 | M042373 | 291 (8) 2:16,36 | 525 (17) 10:05,59 | 816 |
| 16 | BUDAHEGYI Bence | HUN | 2002 | M044879 | 272 (18) 2:22,87 | 540 (15) 09:50,36 | 812 |
| 17 | SOLT Mátyás | HUN | 2001 | M044891 | 259 (22) 2:27,07 | 548 (14) 09:42,02 | 807 |
| 18 | RÁCZ Marcell | HUN | 2001 | M044890 | 293 (6) 2:15,89 | 508 (21) 10:22,92 | 801 |
| 19 | KLEMPA Márk | HUN | 2001 | M044885 | 281 (15) 2:19,93 | 518 (20) 10:12,22 | 799 |
| 20 | GÁLL András | HUN | 2003 | M044881 | 291 (9) 2:16,47 | 501 (22) 10:29,60 | 792 |
| 21 | ZNOTENS Nikita | LAT | 2002 | M043711 | 263 (20) 2:25,72 | 524 (18) 10:06,11 | 787 |
| 22 | PINTÉR Krisztián | HUN | 2002 | M044888 | 227 (25) 2:37,96 | 530 (16) 10:00,81 | 757 |
| 23 | NÉMETH Botond | HUN | 2001 | M044887 | 289 (10) 2:17,12 | 462 (24) 11:08,84 | 751 |
| 24 | VÖRÖS Győző | HUN | 2002 | M044894 | 249 (23) 2:30,64 | 493 (23) 10:37,92 | 742 |
| 25 | BUBLYK Danylo | UKR | 2002 | M043031 | 235 (24) 2:35,20 | 389 (25) 12:21,36 | 624 |
| 26 | KYSKA Samuel | SVK | 2000 | M044329 | 214 (26) 2:42,20 | 381 (26) 12:29,43 | 595 |

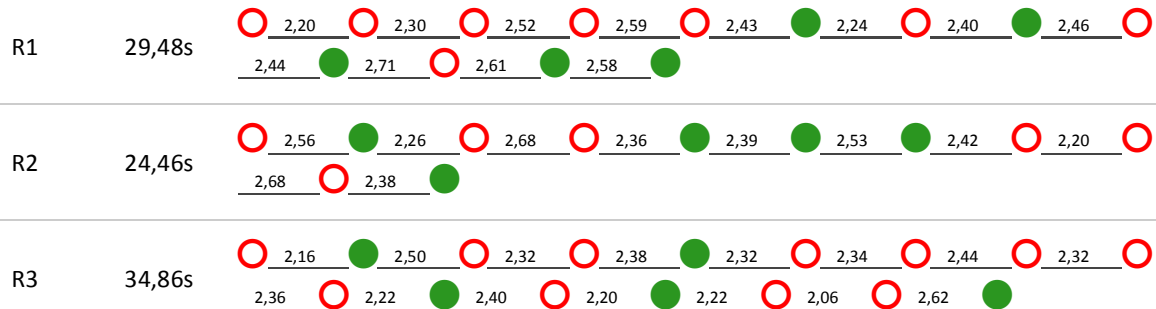
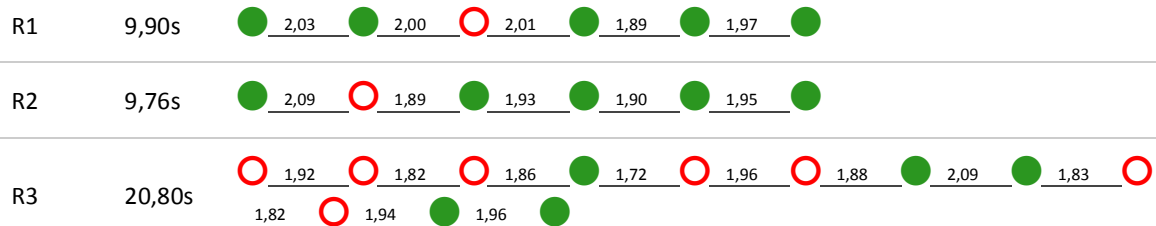
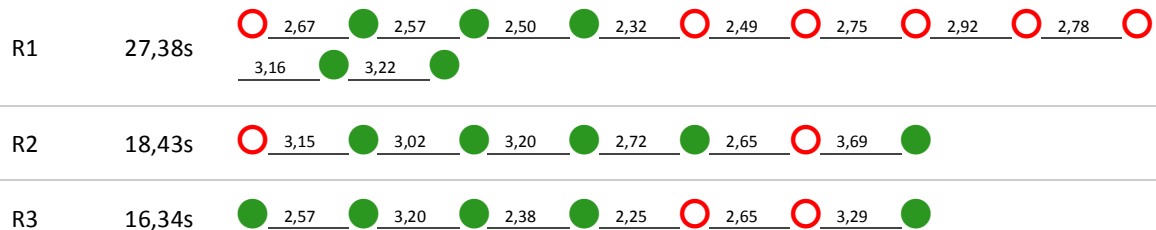
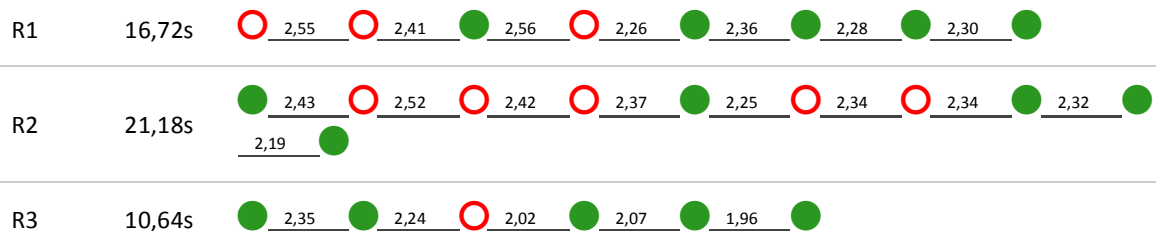
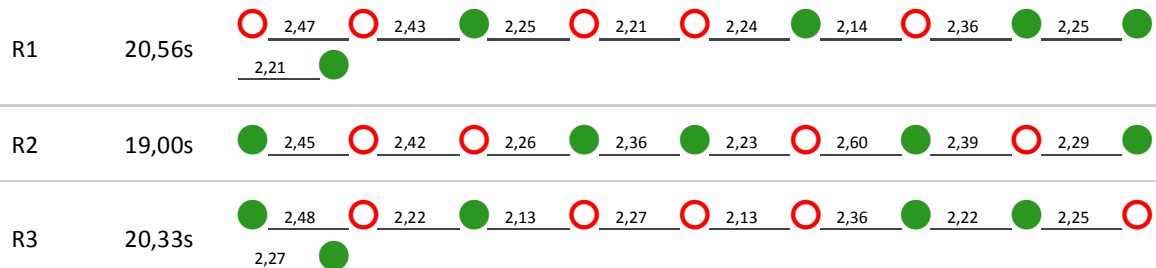
**Olympic Hopes - Youth "B" boys**
TEAM FINAL RESULTS

| Rank | Team | Name | Licence | Points | Total |
|------|-------|---------------------|---------|--------|-------|
| 1 | CZE | PAJTL Matej | M043983 | 891 | 2662 |
| | | HOUSKA Filip | M043810 | 886 | |
| | | TUMA Matous | M043814 | 885 | |
| 2 | HUN A | VICZIÁN Bence | M044893 | 874 | 2610 |
| | | GYURKA Márk Manó | M044882 | 873 | |
| | | GÁBOR Gergely | M044880 | 863 | |
| 3 | HUN B | KATONA Bence | M044884 | 855 | 2557 |
| | | VÁLIK Ferenc | M042077 | 852 | |
| | | SZENTPRÓNAI Dominik | M044892 | 850 | |

ORV_TATA

YOUTH "B" BOY

2016.10.29

1 AL REYAH, Sami**2 GÁBOR, Gergely****3 KATONA, Bence****4 HOUSKA, Filip****5 KOVALCHUK, Yuriy****6 RÁCZ, Marcell**

| | | | | | | | | | | |
|----|--------|--------|--------|--------|--------|--------|--------|--------|--------|---|
| R1 | 19,81s | ○ 2,22 | ○ 2,42 | ○ 2,62 | ● 2,80 | ● 2,60 | ● 2,46 | ● 2,26 | ○ 2,43 | ● |
| R2 | 37,62s | ○ 5,62 | ○ 2,94 | ○ 2,87 | ● 2,57 | ○ 2,42 | ● 2,35 | ○ 2,31 | ● 2,96 | ● |
| | | 2,79 | ○ 2,43 | ○ 3,08 | ○ 2,54 | ○ 2,74 | ● | | | |
| R3 | 37,56s | ○ 2,91 | ● 2,66 | ○ 2,96 | ● 2,81 | ● 2,88 | ○ 2,62 | ○ 2,60 | ○ 2,66 | ● |
| | | 2,67 | ○ 2,96 | ○ 3,39 | ○ 3,24 | ○ 3,20 | ● | | | |

7 GYURKA, Márk Manó

| | | | | | | | | | | |
|----|--------|--------|--------|--------|--------|--------|--------|--------|--------|---|
| R1 | 25,12s | ○ 2,14 | ● 2,26 | ● 2,02 | ● 2,10 | ○ 2,16 | ○ 4,52 | ● 2,22 | ○ 2,28 | ○ |
| | | 2,76 | ○ 2,66 | ● | | | | | | |
| R2 | 18,94s | ○ 3,13 | ○ 2,27 | ○ 2,36 | ● 2,21 | ○ 2,19 | ● 2,24 | ● 2,12 | ● 2,42 | ● |
| R3 | 13,92s | ○ 2,62 | ● 2,16 | ● 2,12 | ● 2,42 | ○ 2,36 | ● 2,24 | ● | | |

8 KAISER, Ákos

| | | | | | | | | | | |
|----|--------|--------|--------|--------|--------|--------|--------|--------|--------|---|
| R1 | 15,06s | ● 2,30 | ● 2,12 | ○ 1,96 | ● 2,10 | ● 2,00 | ○ 2,28 | ○ 2,30 | ● | |
| R2 | 22,40s | ○ 2,40 | ○ 2,56 | ● 2,34 | ● 2,68 | ○ 2,56 | ● 2,32 | ● 2,12 | ○ 2,52 | ○ |
| | | 2,90 | ● | | | | | | | |
| R3 | 16,28s | ○ 2,33 | ● 2,61 | ● 2,16 | ○ 2,20 | ○ 2,56 | ● 2,34 | ● 2,08 | ● | |

9 GÁLL, András

| | | | | | | | | | | |
|----|--------|--------|--------|--------|--------|--------|--------|--------|--------|---|
| R1 | 50,00s | ○ 2,95 | ○ 2,70 | ○ 3,04 | ○ 2,52 | ○ 3,04 | ● 2,92 | ● 2,50 | ○ 2,83 | ○ |
| | | 2,54 | ○ 2,29 | ○ 4,19 | ○ 2,84 | ○ 3,21 | ● 3,09 | ○ 2,46 | ○ 3,67 | ● |
| | | 3,15 | ○ | | | | | | | |
| R2 | 35,32s | ○ 2,71 | ● 2,56 | ○ 2,42 | ● 2,47 | ● 2,58 | ○ 2,58 | ○ 2,84 | ○ 3,03 | ○ |
| | | 3,33 | ○ 2,60 | ● 2,47 | ○ 3,04 | ○ 2,69 | ● | | | |
| R3 | 29,96s | ○ 2,54 | ○ 2,41 | ○ 2,25 | ● 2,31 | ○ 2,50 | ○ 3,14 | ● 3,11 | ○ 2,92 | ● |
| | | 3,26 | ● 2,68 | ○ 2,84 | ● | | | | | |

10 NÉMETH, Botond

| | | | | | | | | | | |
|----|--------|---------|---------|---------|---------|--------|--------|--------|--------|---|
| R1 | 50,00s | ○ 10,60 | ● 14,22 | ● 5,46 | ○ 3,12 | ○ 3,02 | ● 2,80 | ○ 2,86 | ● | |
| R2 | 50,00s | ● 8,56 | ● 2,70 | ○ 2,96 | ● 6,56 | ○ 3,02 | ○ 6,72 | ○ 3,42 | ● 3,30 | ○ |
| | | 6,68 | ○ 3,16 | ○ | | | | | | |
| R3 | 37,72s | ● 2,63 | ● 5,48 | ○ 11,04 | ○ 11,00 | ● 3,73 | ● 3,84 | ● | | |

11 VÁLIK, Ferenc

| | | | | | | | | | | |
|----|--------|--------|--------|--------|--------|--------|--------|--------|--------|---|
| R1 | 21,12s | ○ 2,47 | ○ 2,42 | ○ 2,29 | ● 2,45 | ● 2,34 | ○ 2,26 | ● 2,28 | ○ 2,38 | ● |
| | | 2,23 | ● | | | | | | | |

| | | | | | | | | | | |
|----|--------|--------|--------|--------|--------|--------|--------|--------|--------|---|
| R2 | 19,31s | ○ 2,19 | ● 2,78 | ○ 2,22 | ○ 2,56 | ○ 2,69 | ● 2,41 | ● 2,31 | ● 2,15 | ● |
| R3 | 20,12s | ○ 2,37 | ○ 2,34 | ○ 2,00 | ● 2,31 | ○ 2,22 | ● 2,06 | ● 2,40 | ● 2,22 | ○ |
| | | 2,20 | ● | | | | | | | |

12 PAJTL, Matej

| | | | | | | | | | | |
|----|--------|--------|--------|--------|--------|--------|--------|--------|--------|---|
| R1 | 15,97s | ○ 2,03 | ● 2,01 | ● 1,83 | ● 1,96 | ○ 2,14 | ● 1,87 | ○ 1,91 | ○ 2,22 | ● |
| R2 | 13,14s | ● 2,26 | ● 1,92 | ○ 1,95 | ● 2,24 | ● 1,96 | ○ 2,81 | ● | | |
| R3 | 15,69s | ● 2,57 | ● 2,31 | ● 2,10 | ○ 2,12 | ○ 1,99 | ○ 2,41 | ● 2,19 | ● | |

13 VICZIÁN, Bence

| | | | | | | | | | | |
|----|--------|--------|--------|--------|--------|--------|--------|--------|--------|---|
| R1 | 9,30s | ● 2,11 | ● 2,27 | ● 2,62 | ● 2,30 | ● | | | | |
| R2 | 13,80s | ○ 2,20 | ○ 2,58 | ● 2,00 | ● 2,04 | ● 2,12 | ● 2,86 | ● | | |
| R3 | 16,43s | ● 1,95 | ● 2,15 | ○ 1,64 | ● 2,12 | ○ 2,12 | ● 2,18 | ○ 1,90 | ○ 2,37 | ● |

14 BÁRÁNY, Péter András

| | | | | | | | | | | |
|----|--------|--------|--------|--------|--------|--------|--------|--------|--------|---|
| R1 | 19,18s | ○ 2,82 | ● 2,75 | ● 2,57 | ● 2,60 | ○ 2,96 | ○ 2,76 | ● 2,72 | ● | |
| R2 | 35,67s | ● 2,63 | ○ 3,15 | ○ 3,32 | ○ 3,26 | ○ 3,48 | ○ 2,76 | ○ 2,68 | ○ 2,86 | ○ |
| | | 3,08 | ● 2,90 | ● 2,74 | ● 2,81 | ● | | | | |
| R3 | 19,61s | ○ 2,81 | ○ 2,96 | ○ 3,04 | ● 2,60 | ● 2,89 | ● 2,58 | ● 2,73 | ● | |

15 KLEMPA, Márk

| | | | | | | | | | | |
|----|--------|--------|--------|--------|--------|--------|--------|--------|--------|---|
| R1 | 38,12s | ○ 2,72 | ○ 2,76 | ○ 3,45 | ○ 2,78 | ○ 3,22 | ○ 2,55 | ● 2,88 | ○ 2,58 | ● |
| | | 3,30 | ○ 3,08 | ● 3,08 | ● 2,94 | ○ 2,78 | ● | | | |
| R2 | 45,64s | ○ 3,17 | ○ 3,20 | ○ 3,54 | ● 3,56 | ● 3,04 | ○ 2,73 | ● 3,28 | ○ 3,15 | ○ |
| | | 2,70 | ○ 2,91 | ○ 2,98 | ○ 2,53 | ○ 3,06 | ○ 3,17 | ● 2,62 | ● | |
| R3 | 23,55s | ○ 3,15 | ○ 3,00 | ○ 3,11 | ○ 2,72 | ● 3,21 | ● 2,87 | ● 2,78 | ● 2,71 | ● |

16 TUMA, Matous

| | | | | | | | | | | |
|----|--------|--------|--------|--------|--------|--------|--------|--------|---|--|
| R1 | 15,16s | ● 2,03 | ○ 2,07 | ○ 2,30 | ● 2,29 | ○ 2,12 | ● 2,19 | ● 2,16 | ● | |
| R2 | 14,38s | ○ 2,57 | ● 2,45 | ● 2,25 | ○ 2,57 | ● 2,24 | ● 2,30 | ● | | |
| R3 | 10,98s | ○ 2,20 | ● 2,17 | ● 2,32 | ● 2,12 | ● 2,17 | ● | | | |

17 SZENTPRÓNAI, Dominik

| | | | | | | | | | | |
|----|--------|--------|--------|--------|--------|--------|--------|--------|---|--|
| R1 | 17,52s | ● 3,14 | ● 2,80 | ● 2,72 | ○ 3,17 | ○ 2,90 | ● 2,79 | ● | | |
| R2 | 20,10s | ○ 3,05 | ○ 2,92 | ● 2,82 | ● 2,83 | ● 2,74 | ● 2,62 | ○ 3,12 | ● | |

| | | | | | | | | | | | | | | | | | | |
|-----------|-------------------------|--|------|--|------|--|------|--|------|--|------|--|------|--|------|--|------|--|
| R3 | 22,26s | | 3,18 | | 2,75 | | 3,09 | | 3,34 | | 3,52 | | 3,14 | | 3,24 | | | |
| 18 | BUDAHEGYI, Bence | | | | | | | | | | | | | | | | | |
| R1 | 19,50s | | 2,84 | | 2,74 | | 2,63 | | 2,89 | | 2,92 | | 2,72 | | 2,76 | | | |
| R2 | 26,41s | | 2,81 | | 2,70 | | 2,48 | | 3,21 | | 2,91 | | 2,98 | | 3,12 | | 3,32 | |
| | | | 2,88 | | | | | | | | | | | | | | | |
| R3 | 16,20s | | 2,86 | | 2,90 | | 1,98 | | 2,94 | | 2,66 | | 2,86 | | | | | |
| 19 | KOLESZÁR, Mihály | | | | | | | | | | | | | | | | | |
| R1 | 15,41s | | 3,77 | | 2,56 | | 2,47 | | 2,21 | | 2,08 | | 2,32 | | | | | |
| R2 | 25,82s | | 2,44 | | 2,30 | | 2,58 | | 2,50 | | 2,42 | | 2,14 | | 2,87 | | 2,55 | |
| | | | 3,10 | | 2,92 | | | | | | | | | | | | | |
| R3 | 11,90s | | 2,58 | | 2,40 | | 2,20 | | 2,32 | | 2,40 | | | | | | | |
| 20 | ZNOTENS, Nikita | | | | | | | | | | | | | | | | | |
| R1 | 18,22s | | 2,69 | | 2,51 | | 2,64 | | 2,30 | | 2,72 | | 2,64 | | 2,72 | | | |
| R2 | 21,58s | | 2,56 | | 2,91 | | 2,48 | | 2,80 | | 2,78 | | 2,87 | | 2,51 | | 2,67 | |
| R3 | 24,35s | | 2,69 | | 2,56 | | 2,68 | | 2,70 | | 2,51 | | 2,56 | | 2,58 | | 2,87 | |
| | | | 3,20 | | | | | | | | | | | | | | | |
| 21 | POLYIK, Márton | | | | | | | | | | | | | | | | | |
| R1 | 14,90s | | 2,59 | | 2,59 | | 2,61 | | 2,36 | | 2,43 | | 2,32 | | | | | |
| R2 | 9,66s | | 2,87 | | 2,31 | | 2,27 | | 2,21 | | | | | | | | | |
| R3 | 18,09s | | 2,51 | | 2,28 | | 2,28 | | 2,28 | | 2,35 | | 2,26 | | 2,12 | | 2,01 | |
| 22 | SOLT, Mátyás | | | | | | | | | | | | | | | | | |
| R1 | 24,64s | | 2,85 | | 4,05 | | 3,69 | | 3,25 | | 3,64 | | 3,50 | | 3,66 | | | |
| R2 | 37,84s | | 3,82 | | 4,36 | | 4,20 | | 4,18 | | 4,55 | | 4,07 | | 3,90 | | 4,92 | |
| | | | 3,84 | | | | | | | | | | | | | | | |
| R3 | 26,96s | | 3,46 | | 3,69 | | 4,18 | | 4,43 | | 4,27 | | 3,19 | | 3,74 | | | |
| 23 | VÖRÖS, Győző | | | | | | | | | | | | | | | | | |
| R1 | 16,94s | | 3,08 | | 2,88 | | 2,68 | | 2,58 | | 2,86 | | 2,86 | | | | | |
| R2 | 12,67s | | 2,69 | | 2,52 | | 2,65 | | 2,45 | | 2,36 | | | | | | | |

| | | |
|-----------|--------------------------|--|
| R3 | 13,22s | ○ 3,30 ● 2,58 ● 2,42 ● 2,50 ● 2,42 ● |
| 24 | BUBLYK, Danylo | |
| R1 | 42,85s | ○ 3,32 ○ 2,79 ● 2,78 ○ 3,29 ○ 3,14 ● 2,94 ○ 2,67 ○ 3,16 ○ 3,46 ● 3,35 ○ 2,93 ○ 3,12 ● 2,73 ○ 3,17 ● |
| R2 | 31,12s | ● 3,57 ○ 3,54 ● 3,98 ○ 3,09 ○ 3,65 ● 3,72 ○ 3,12 ● 3,33 ○ 3,12 ● |
| R3 | 50,00s | ○ 3,55 ○ 3,58 ○ 3,41 ○ 2,96 ○ 3,65 ○ 3,64 ○ 4,23 ○ 4,11 ○ 3,68 ● 3,54 ● 4,23 ● 3,17 ○ 3,21 ○ |
| 25 | PINTÉR, KRISZTIÁN | |
| R1 | 19,43s | ● 2,92 ● 2,60 ○ 2,78 ○ 2,70 ● 2,66 ● 2,77 ○ 3,00 ● |
| R2 | 14,37s | ● 2,63 ● 2,21 ● 2,19 ● 2,25 ○ 2,71 ○ 2,38 ● |
| R3 | 14,28s | ● 3,09 ● 2,49 ● 2,64 ● 2,46 ○ 3,60 ● |
| 26 | KYSKA, Samuel | |
| R1 | 50,00s | ○ 4,05 ○ 4,34 ○ 3,78 ○ 3,39 ○ 4,85 ○ 4,56 ● 4,10 ○ 3,59 ○ 3,45 ○ 7,10 ○ 4,20 ○ |
| R2 | 50,00s | ○ 4,11 ○ 4,56 ○ 13,53 ○ 2,87 ○ 4,70 ● 4,39 ○ 3,50 ○ 3,68 ● 3,58 ○ 3,18 ○ |
| R3 | 50,00s | ● 5,05 ○ 3,53 ○ 3,36 ○ 7,63 ○ 3,27 ○ 3,47 ● 4,01 ○ 4,07 ○ 3,21 ○ 3,62 ○ 2,96 ○ 3,24 ○ |
| 27 | Competitor 27, | |
| 28 | Competitor 28, | |
| 29 | Competitor 29, | |
| 30 | Competitor 30, | |
| 31 | Competitor 31, | |
| 32 | Competitor 32, | |
| 33 | Competitor 33, | |
| 34 | Competitor 34, | |
| 35 | Competitor 35, | |
| 36 | Competitor 36, | |
| 37 | Competitor 37, | |
| 38 | Competitor 38, | |

39 **Competitor 39,**

40 **Competitor 40,**

**Olympic Hopes - Youth B mixed relay**
RELAY FINAL RESULTS

| Rank | Team / Name | Swim | CE | Total |
|------|---|------------------|-------------------|-------|
| 1 | CZE 1 NOVOTNA Veronika PAJTL Matej | 321 (4)/2:06,39 | 576 (1)/12:04,04 | 897 |
| 2 | CZE 3 TOMANOVA Katerina TUMA Matous | 314 (9)/2:08,74 | 567 (2)/12:13,30 | 881 |
| 3 | HUN 4 KOVÁCS Eszter BUDAHEGYI Bence | 329 (1)/2:03,96 | 544 (4)/12:36,40 | 873 |
| 4 | HUN 2 CSIZMAZIA Rita KATONA Bence | 319 (5)/2:07,09 | 545 (3)/12:35,26 | 864 |
| 5 | CZE 4 MARTINKOVA Marie AL REYAHÍ Sami | 325 (2)/2:05,03 | 538 (8)/12:42,17 | 863 |
| 6 | HUN 3 KOLESZÁR Zsófia BÁRÁNY Péter András | 315 (8)/2:08,39 | 541 (6)/12:39,25 | 856 |
| 7 | CZE 2 KREJCI Katerina HOUSKA Filip | 314 (10)/2:08,82 | 540 (7)/12:40,30 | 854 |
| 8 | HUN 8 DALLOS Lilla VICZIÁN Bence | 304 (14)/2:12,02 | 542 (5)/12:38,95 | 846 |
| 9 | HUN 1 SZARKA Luca SZENTPRÓNAI Dominik | 323 (3)/2:05,76 | 510 (9)/13:10,34 | 833 |
| 10 | MIX 2 ILLÉS Katrin ZNOTENS Nikita | 307 (12)/2:11,13 | 507 (10)/13:13,59 | 814 |
| 11 | HUN 6 DORN Júlia RÁCZ Marcell | 316 (7)/2:08,02 | 482 (11)/13:38,86 | 798 |
| 12 | HUN 7 WITTMANN Gréta SOLT Mátyás | 313 (11)/2:09,08 | 460 (12)/14:00,68 | 773 |
| 13 | UKR KLUNNIKOVA Olha KOVALCHUK Yuriy | 307 (13)/2:11,22 | 443 (13)/14:17,27 | 750 |
| 14 | HUN 5 SIPOS Panka KLEMPA Márk | 318 (6)/2:07,35 | 412 (14)/14:48,26 | 730 |
| 15 | MIX 1 BALOGH Orsolya BUBLYK Danylo | 281 (15)/2:19,91 | 388 (15)/15:12,53 | 669 |

**Olympic Hopes - Youth B mixed relay**
RELAY FINAL RESULTS

| Rank | Team / Name | Swim | CE | Total |
|------|---|-----------------|------------------|-------|
| 1 | CZE 1 NOVOTNA Veronika PAJTL Matej | 321 (2)/2:06,39 | 576 (1)/12:04,04 | 897 |
| 2 | HUN 2 CSIZMAZIA Rita KATONA Bence | 319 (3)/2:07,09 | 545 (2)/12:35,26 | 864 |
| 3 | CZE 2 KREJCI Katerina HOUSKA Filip | 314 (4)/2:08,82 | 540 (3)/12:40,30 | 854 |
| 4 | HUN 1 SZARKA Luca SZENTPRÓNAI Dominik | 323 (1)/2:05,76 | 510 (4)/13:10,34 | 833 |
| 5 | UKR KLUNNIKOVA Olha KOVALCHUK Yuriy | 307 (5)/2:11,22 | 443 (5)/14:17,27 | 750 |

**Olympic Hopes - Youth A mixed relay**
RELAY FINAL RESULTS

| Rank | Team / Name | Fence | Swim | CE | Total |
|------|---|-------------------------------------|------------------|-------------------|-------|
| 1 | CZE 1 KRENKOVA Karolina KVASNICA Lukas | 234 (2)/18V-10D 10V-4D 8V-6D | 340 (3)/2:00,28 | 568 (1)/12:12,52 | 1142 |
| 2 | GBR 1 MITCHELL Georgina HARBY Kieran | 258 (1)/21V-7D 12V-2D 9V-5D | 339 (4)/2:00,36 | 526 (11)/12:54,02 | 1123 |
| 3 | MIX 1 MACKOVA Monika VIGH Zoltán | 234 (2)/18V-10D 7V-7D 11V-3D | 327 (8)/2:04,54 | 536 (9)/12:44,78 | 1097 |
| 4 | HUN 2 PALOTÁS Júlia BÓHM Csaba | 202 (6)/14V-14D 6V-8D 8V-6D | 312 (14)/2:09,40 | 553 (3)/12:27,88 | 1067 |
| 5 | HUN 1 SIMON Gréta HEGEDŰS László | 202 (6)/14V-14D 8V-6D 6V-8D | 314 (13)/2:08,89 | 547 (5)/12:33,22 | 1063 |
| 6 | CZE 3 MACHOVA Martina NACHTIGALL Matyas | 194 (9)/13V-15D 8V-6D 5V-9D | 315 (11)/2:08,56 | 552 (4)/12:28,15 | 1061 |
| 7 | MIX 5 FLINTOFF Jenna VÁLIK Ferenc | 218 (5)/16V-12D 7V-7D 9V-5D | 305 (15)/2:11,88 | 537 (7)/12:43,45 | 1060 |
| 8 | CZE 2 CHVALOVSKA Lea ZEIS Jan | 226 (4)/17V-11D 12V-2D 5V-9D | 332 (5)/2:02,69 | 501 (14)/13:19,25 | 1059 |
| 9 | UKR VOINA Ruslana BUBLYK Oleksandr | 202 (6)/14V-14D 6V-8D 8V-6D | 314 (12)/2:08,75 | 539 (6)/12:41,91 | 1055 |
| 10 | MIX 4 ELTHAM Gabriella HAVAS Krisztofer | 194 (9)/13V-15D 3V-11D 10V-4D | 321 (9)/2:06,48 | 536 (8)/12:44,52 | 1051 |
| 11 | GBR 2 DAVISON Zoe ONAY Okan | 162 (14)/9V-19D 5V-9D 4V-10D | 329 (6)/2:03,93 | 556 (2)/12:24,58 | 1047 |
| 12 | MIX 3 HUGHES Katie HORVÁTH Barnabás | 178 (12)/11V-17D 6V-8D 5V-9D | 341 (2)/1:59,93 | 526 (12)/12:54,46 | 1045 |
| 13 | GBR 3 LEBUS Abby SWAIN William | 178 (12)/11V-17D 6V-8D 5V-9D | 344 (1)/1:58,78 | 520 (13)/13:00,23 | 1042 |
| 14 | MIX 2 HOLYOAKE Abbie PATAKI Balázs | 186 (11)/12V-16D 3V-11D 9V-5D | 329 (6)/2:03,93 | 493 (15)/13:27,18 | 1008 |
| 15 | POR CARDOSO Margarida OLIVEIRA Eduardo | 154 (15)/8V-20D 6V-8D 2V-12D | 315 (10)/2:08,35 | 532 (10)/12:48,47 | 1001 |

**Olympic Hopes - Youth A mixed relay**
RELAY FINAL RESULTS

| Rank | Team / Name | Fence | Swim | CE | Total |
|------|--|------------------------------------|-----------------|------------------|-------|
| 1 | CZE 1 KRENKOVA Karolina KVASNICA Lukas | 234 (2)/18V-10D 10V-4D 8V-6D | 340 (1)/2:00,28 | 568 (1)/12:12,52 | 1142 |
| 2 | GBR 1 MITCHELL Georgina HARBY Kieran | 258 (1)/21V-7D 12V-2D 9V-5D | 339 (2)/2:00,36 | 526 (7)/12:54,02 | 1123 |
| 3 | HUN 2 PALOTÁS Júlia BÓHM Csaba | 202 (4)/14V-14D 6V-8D 8V-6D | 312 (8)/2:09,40 | 553 (3)/12:27,88 | 1067 |
| 4 | HUN 1 SIMON Gréta HEGEDŰS László | 202 (4)/14V-14D 8V-6D 6V-8D | 314 (7)/2:08,89 | 547 (4)/12:33,22 | 1063 |
| 5 | CZE 2 CHVALOVSKA Lea ZEIS Jan | 226 (3)/17V-11D 12V-2D 5V-9D | 332 (3)/2:02,69 | 501 (8)/13:19,25 | 1059 |
| 6 | UKR VOINA Ruslana BUBLYK Oleksandr | 202 (4)/14V-14D 6V-8D 8V-6D | 314 (6)/2:08,75 | 539 (5)/12:41,91 | 1055 |
| 7 | GBR 2 DAVISON Zoe ONAY Okan | 162 (7)/9V-19D 5V-9D 4V-10D | 329 (4)/2:03,93 | 556 (2)/12:24,58 | 1047 |
| 8 | POR CARDOSO Margarida OLIVEIRA Eduardo | 154 (8)/8V-20D 6V-8D 2V-12D | 315 (5)/2:08,35 | 532 (6)/12:48,47 | 1001 |

| | | | | | | | | | | | |
|-----------|--------------------------|--|--------|--------|--------|--------|--------|--------|--------|--------|---|
| | | | ○ 2,66 | ● 2,54 | ● 2,38 | ○ 2,26 | ○ 2,30 | ○ 2,40 | ○ 2,28 | ○ 2,38 | ○ |
| | | | 2,50 | ● 2,22 | ○ 2,50 | ● 2,36 | ○ 2,22 | ● | | | |
| R2 | 21,55s | | ○ 2,47 | ● 2,56 | ● 2,48 | ○ 2,36 | ● 2,31 | ○ 2,29 | ○ 2,34 | ○ 2,32 | ● |
| | | | 2,42 | ● | | | | | | | |
| 9 | FLINTOFF, Jenna | | | | | | | | | | |
| R1 | 20,56s | | ● 3,04 | ● 2,78 | ● 2,81 | ● 2,69 | ○ 3,64 | ○ 2,97 | ○ 2,63 | ● | |
| R2 | 22,12s | | ● 3,24 | ○ 2,68 | ● 2,90 | ○ 3,02 | ○ 2,84 | ● 3,09 | ● 4,35 | ● | |
| 10 | VÁLIK, Ferenc | | | | | | | | | | |
| R1 | 14,06s | | ● 2,56 | ● 2,14 | ○ 2,34 | ● 2,33 | ○ 2,21 | ● 2,48 | ● | | |
| R2 | 13,90s | | ● 2,61 | ● 2,08 | ○ 2,20 | ● 2,54 | ○ 2,36 | ● 2,11 | ● | | |
| 11 | LEBUS, Abby | | | | | | | | | | |
| R1 | 19,78s | | ○ 2,53 | ● 4,01 | ○ 2,66 | ● 2,76 | ● 2,58 | ○ 2,80 | ● 2,44 | ● | |
| R2 | 21,06s | | ● 2,54 | ● 2,46 | ● 2,48 | ○ 2,74 | ● 3,08 | ○ 2,26 | ○ 2,64 | ○ 2,86 | ● |
| 12 | SWAIN, William | | | | | | | | | | |
| R1 | 27,26s | | ○ 2,91 | ● 5,77 | ○ 2,98 | ○ 2,83 | ● 3,61 | ● 5,58 | ● 3,58 | ● | |
| R2 | 25,74s | | ○ 2,98 | ● 2,90 | ○ 3,26 | ● 2,70 | ● 2,68 | ○ 2,64 | ● 2,76 | ○ 2,78 | ○ |
| | | | 3,04 | ● | | | | | | | |
| 13 | HUGHES, Katie | | | | | | | | | | |
| R1 | 50,00s | | ● 3,89 | ● 4,59 | ○ 5,49 | ● 6,11 | ○ 3,98 | ○ 4,24 | ● 4,38 | ○ 4,52 | ○ |
| | | | 7,70 | ○ 4,88 | ○ | | | | | | |
| R2 | 28,48s | | ● 3,85 | ○ 3,69 | ○ 4,05 | ○ 3,65 | ● 4,62 | ● 4,04 | ● 4,58 | ● | |
| 14 | HORVÁTH, Barnabás | | | | | | | | | | |
| R1 | 9,78s | | ● 2,16 | ● 2,42 | ● 2,43 | ● 2,77 | ● | | | | |
| R2 | 18,45s | | ○ 2,54 | ○ 2,48 | ● 2,45 | ○ 2,54 | ● 3,16 | ● 2,42 | ● 2,86 | ● | |
| 15 | VOINNA, Ruslana | | | | | | | | | | |
| R1 | 21,36s | | ● 2,74 | ○ 2,68 | ● 2,36 | ○ 2,50 | ○ 2,81 | ● 2,76 | ● 2,81 | ○ 2,70 | ● |
| R2 | 16,33s | | ● 2,53 | ○ 2,58 | ○ 2,56 | ● 2,99 | ● 2,83 | ● 2,84 | ● | | |
| 16 | BUBLIK, Oleksandr | | | | | | | | | | |
| R1 | 19,93s | | ● 3,44 | ○ 2,70 | ● 2,69 | ○ 2,68 | ○ 2,64 | ● 3,01 | ● 2,77 | ● | |

| | | |
|-----------------------------|--------|--|
| R2 | 14,68s | ● 3,24 ● 3,30 ● 2,54 ○ 2,70 ● 2,90 ● |
| 17 SIMON, Gréta | | |
| R1 | 30,75s | ○ 2,34 ○ 2,52 ○ 2,36 ○ 2,37 ○ 2,75 ○ 2,58 ○ 3,47 ● 2,46 ○ 2,40 ● 2,33 ● 2,61 ● 2,56 ● |
| R2 | 17,74s | ○ 2,70 ● 2,34 ● 2,70 ○ 2,36 ● 2,52 ● 2,40 ○ 2,72 ● |
| 18 HEGEDUS, László | | |
| R1 | 9,80s | ● 2,63 ● 2,33 ● 2,48 ● 2,36 ● |
| R2 | 8,59s | ● 2,06 ● 2,16 ● 2,18 ● 2,19 ● |
| 19 HOLYOAKE, Abbie | | |
| R1 | 16,92s | ● 2,39 ● 2,20 ○ 2,48 ● 2,45 ○ 2,39 ○ 2,51 ● 2,50 ● |
| R2 | 43,32s | ○ 2,81 ○ 2,48 ○ 2,51 ● 2,46 ○ 2,36 ● 2,35 ○ 2,39 ● 2,55 ○ 2,33 ○ 2,34 ○ 2,30 ● 2,67 ○ 2,33 ○ 2,92 ○ 2,58 ○ 5,94 ● |
| 20 PATAKI, Balazs | | |
| R1 | 27,84s | ○ 3,19 ○ 2,51 ○ 2,23 ● 2,51 ○ 2,20 ○ 2,25 ○ 2,34 ○ 2,12 ● 2,12 ○ 2,04 ● 2,20 ● 2,13 ● |
| R2 | 17,20s | ● 2,19 ○ 2,81 ○ 2,35 ● 2,47 ○ 2,62 ● 2,51 ● 2,25 ● |
| 21 ELTHAM, Gabriella | | |
| R1 | 19,58s | ● 2,26 ○ 2,22 ● 2,41 ● 2,40 ○ 2,34 ● 2,45 ○ 2,75 ○ 2,75 ● |
| R2 | 10,10s | ● 2,66 ● 2,34 ● 2,56 ● 2,54 ● |
| 22 HAVAS, Krisztofer | | |
| R1 | 34,26s | ● 2,58 ○ 2,29 ● 3,01 ○ 2,52 ○ 2,28 ○ 2,31 ○ 2,19 ○ 2,10 ○ 2,42 ○ 2,74 ● 2,40 ● 2,38 ○ 2,52 ○ 2,52 ● |
| R2 | 10,58s | ● 2,92 ● 2,58 ● 2,56 ● 2,52 ● |
| 23 PALOTÁS, Júlia | | |
| R1 | 11,12s | ● 2,42 ● 2,14 ● 2,34 ○ 2,12 ● 2,10 ● |
| R2 | 28,18s | ● 2,22 ● 2,34 ○ 2,15 ○ 2,39 ○ 2,24 ○ 2,34 ○ 2,14 ○ 2,06 ○ 2,02 ● 2,01 ○ 1,90 ○ 2,09 ● 2,28 ● |
| 24 BÓHM, Csaba | | |
| R1 | 12,17s | ● 2,01 ○ 1,96 ○ 1,83 ● 2,21 ● 1,98 ● 2,18 ● |

| | | | | | | | | | | |
|-----------|---------------------------|--------|--------|--------|--------|--------|--------|--------|--------|---|
| R2 | 13,72s | ● 2,14 | ● 2,15 | ○ 1,74 | ● 1,95 | ○ 1,88 | ● 1,86 | ○ 2,00 | ● | |
| 25 | MACHOVA, Martina | | | | | | | | | |
| R1 | 14,34s | ○ 2,63 | ● 2,29 | ● 2,29 | ● 2,41 | ● 2,13 | ○ 2,59 | ● | | |
| R2 | 11,55s | ● 2,42 | ○ 2,24 | ● 2,20 | ● 2,44 | ● 2,25 | ● | | | |
| 26 | NACHTIGALL, Matyas | | | | | | | | | |
| R1 | 39,10s | ○ 2,93 | ○ 3,17 | ○ 3,26 | ○ 2,74 | ● 2,49 | ○ 3,01 | ● 2,84 | ○ 2,76 | ○ |
| | | 2,74 | ○ 2,62 | ● 2,58 | ● 2,64 | ○ 2,56 | ○ 2,76 | ● | | |
| R2 | 26,81s | ○ 2,57 | ● 2,52 | ○ 2,28 | ○ 2,54 | ○ 3,02 | ○ 2,13 | ○ 2,47 | ● 2,36 | ● |
| | | 2,24 | ● 2,31 | ○ 2,37 | ● | | | | | |
| 27 | DAVISON, Zoe | | | | | | | | | |
| R1 | 15,36s | ○ 2,41 | ● 1,97 | ○ 2,14 | ● 2,03 | ● 1,96 | ● 2,66 | ○ 2,19 | ● | |
| R2 | 18,66s | ○ 2,54 | ○ 2,58 | ● 2,96 | ● 2,30 | ● 2,86 | ○ 2,41 | ● 3,01 | ● | |
| 28 | ONAY, Okan | | | | | | | | | |
| R1 | 14,77s | ● 3,43 | ● 2,92 | ● 2,95 | ○ 2,79 | ● 2,68 | ● | | | |
| R2 | 16,36s | ● 3,13 | ● 2,69 | ○ 2,64 | ● 2,66 | ○ 2,66 | ● 2,58 | ● | | |
| 29 | CARDOSO, Margarida | | | | | | | | | |
| R1 | 10,03s | ● 2,11 | ● 1,84 | ○ 2,18 | ● 1,87 | ● 2,03 | ● | | | |
| R2 | 14,43s | ○ 1,97 | ○ 2,26 | ○ 2,16 | ● 2,18 | ● 1,84 | ● 2,05 | ● 1,97 | ● | |
| 30 | OLIVEIRA, Eduardo | | | | | | | | | |
| R1 | 21,96s | ● 2,70 | ○ 2,85 | ● 2,59 | ○ 2,78 | ● 2,69 | ○ 2,55 | ● 2,92 | ○ 2,88 | ● |
| R2 | 28,94s | ○ 2,73 | ○ 3,26 | ○ 2,70 | ● 2,73 | ● 2,54 | ● 2,25 | ● 2,21 | ○ 2,50 | ○ |
| | | 2,79 | ○ 2,47 | ○ 2,76 | ● | | | | | |
| 31 | Competitor 31, | | | | | | | | | |
| 32 | Competitor 32, | | | | | | | | | |
| R1 | 50,00s | ○ 4,79 | ○ | | | | | | | |
| 33 | Competitor 33, | | | | | | | | | |
| 34 | Competitor 34, | | | | | | | | | |
| 35 | Competitor 35, | | | | | | | | | |
| 36 | Competitor 36, | | | | | | | | | |

37 **Competitor 37,**

38 **Competitor 38,**

39 **Competitor 39,**

40 **Competitor 40,**
